

Informations Rapides

24 avril 2014 - n° 96
Principaux indicateurs



■ Monthly business survey in the building industry – April 2014

The economic climate is still unfavorable in the building industry in April 2014

According to the business managers surveyed in April 2014, the situation gets worse again in the building industry. The composite indicator has decreased by one point and stays below its long-term average. The turning-point indicator is in the neutral zone.

Activity remains deteriorated

Business managers consider that their activity is still deteriorated in the recent period. Slightly more business managers than in March forecast a fall of their activity for the next few months.

The general business outlook, which expresses the business manager's opinions about the general trend in the sector, is worse than the last quarter and remains sharply below its long-term average.

Decreasing employment

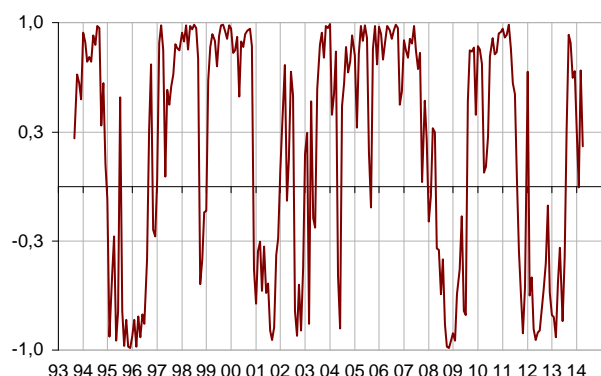
More business managers than in March indicate job losses. The balances of opinion corresponding to past employment and expected employment stay substantially below their long-term average.

Composite indicator

Standardized with mean equal to 100 and a standard deviation equal to 10



Turning-point indicator



Lecture: close to 1 (respectively -1), it indicates a favorable climate (respectively unfavorable).

Building industry economic outlook

Balances of opinion, in %, SA

	Mean*	Jan. 14	Feb. 14	March 14	April 14
Composite indicator	100	93	93	94	93
Past activity	-3	-18	-16	-19	-18
Expected activity	-5	-15	-21	-18	-20
Gen. business outlook	-18	-33			-35
Past employment	-3	-19	-18	-16	-21
Expected employment	-3	-19	-22	-17	-20
Opinion on order books	-21	-46	-44	-40	-41
Order books (in month)	5,3	6,7	6,7	6,8	6,9
Productive capacity utilisation rate	88,9	86,2	85,7	85,9	85,8
Obstacles to production increase (in %)	33	26	24	24	23
- Because of workforce shortage (in %)	15,4	4,1	3,6	3,4	2,9
Recruiting problems (in %)	59	44			42
Expected prices	-13	-30	-30	-30	-33
Cash-flow position	-9	-19			-22
Repayment period	28	41			40

* Mean since September 1993.

Source: French business survey in the building industry - Insee

Order books are still considered lower than normal

In April, business managers still consider their order books lower than normal.

Productive capacity underused again

The productive capacity utilization rate has stabilized and stays below its long-term average. At the same time, almost one business manager out of four declares having difficulties increasing his activity.

42 % of building firm still have difficulties in recruiting labor force; this ratio is under its long-term average.

Prices not very dynamic

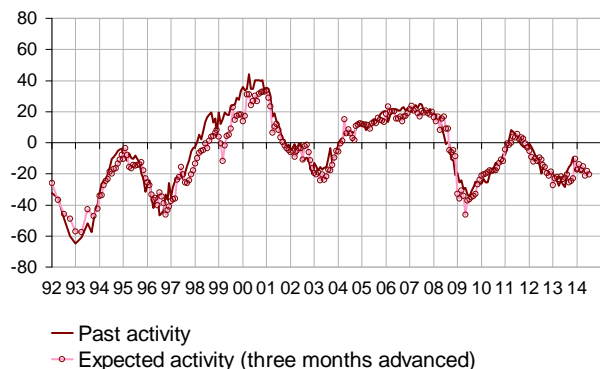
In April, more business managers than in March indicate price downturns. The corresponding balance of opinion is still well below its long-term average. According to business leaders, the cash-flow position of the overall sector is more deteriorated than in the previous quarter and the repayment period is stable.

Productive capacity utilization rate



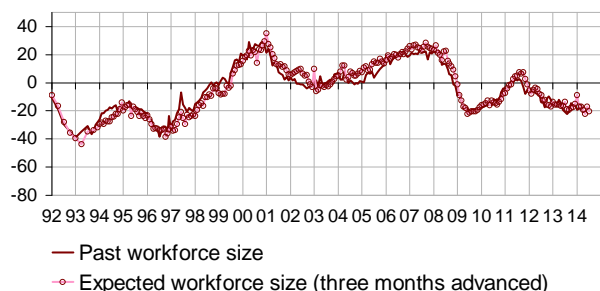
Activity tendency in the building industry

Balances of opinion, in %, SA



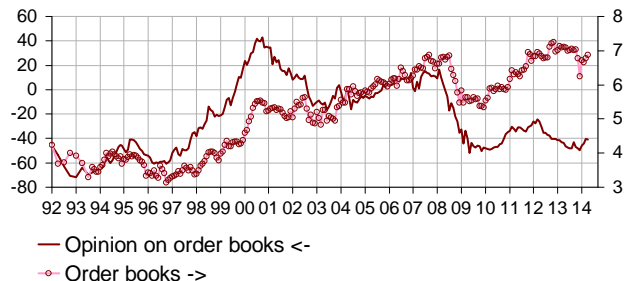
Workforce size tendency in the building industry

Balances of opinion, in %, SA



Order books

Balance of opinion, in %, SA



For further information:

The balance of opinion is calculated as the difference between the percentage of responses "increase" and the percentage of responses "decrease".

- Additional information (long series, methodology, links...) is available on the HTML page of this indicator: <http://www.insee.fr/en/themes/info-rapide.asp?id=56>
- Historical data are available on the BDM: [G1273](#), [G1276](#), [G1274](#).
- Press contact: bureau-de-presse@insee.fr

Next publication: 22 05 2014 at 08h45