

# Informations *Rapides*

25 février 2014 - n° 44

Principaux indicateurs



## ■ Monthly business survey in the building industry – February 2014

### The economic climate stays unfavorable in the building industry in February 2014

According to the business managers surveyed in February 2014, the situation stays unfavorable in the building industry: the composite indicator is stable and stays below its long-term average. The turning-point indicator has gone into the unfavorable zone.

#### Activity remains deteriorated

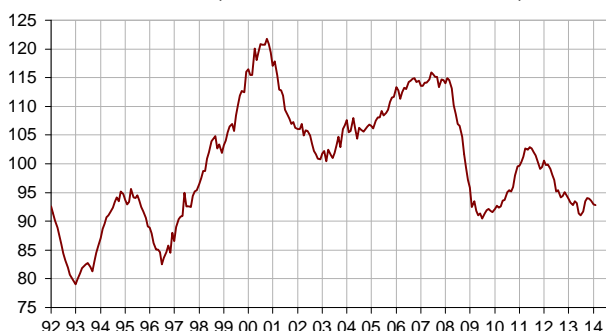
Business managers consider that their activity is still deteriorated in the recent period. More business managers than in January forecast a fall of their activity. The balances of opinion corresponding stay significantly below their long-term average.

#### Decreasing employment

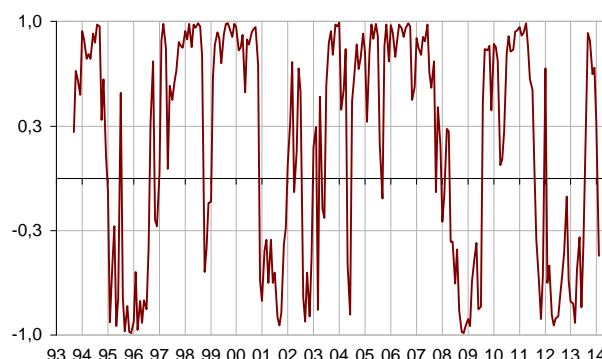
Employment in the building industry is grim: more business managers than in January indicate job losses for the next few months. The balances of opinion corresponding to past employment and expected employment stay significantly below their long-term average.

#### Composite indicator

Standardized with mean equal to 100 and a standard deviation equal to 10



#### Turning-point indicator



Lecture: close to 1 (respectively -1), it indicates a favorable climate (respectively unfavorable).

#### Building industry economic outlook

Balances of opinion, in %, SA

	Mean*	Nov. 13	Dec. 13	Jan. 14	Feb. 14
Composite indicator	100	94	94	93	93
Past activity	-3	-9	-17	-18	-15
Expected activity	-5	-14	-18	-15	-21
Gen. business outlook	-18			-33	
Past employment	-3	-17	-15	-19	-19
Expected employment	-3	-17	-17	-19	-23
Opinion on order books	-20	-48	-49	-46	-44
Order books (in month)	5.3	6.8	6.2	6.7	6.7
Productive capacity utilisation rate	88.9	85.7	86.7	86.2	85.7
Obstacles to production increase (in %)	33	23	26	26	25
- Because of workforce shortage (in %)	15.5	3.9	2.9	4.1	3.7
Recruiting problems (in %)	59			46	
Expected prices	-13	-28	-30	-30	-31
Cash-flow position	-9			-13	
Repayment period	28			39	

\* Mean since September 1993.

Source: French business survey in the building industry - Insee

### **Order books are still considered lower than normal**

In February, business managers still consider their order books lower than normal.

### **Productive capacity underused again**

The productive capacity utilization rate has stabilized and stays below its long-term average. At the same time, one business manager out of four declares having difficulties increasing his activity.

### **Prices not very dynamic**

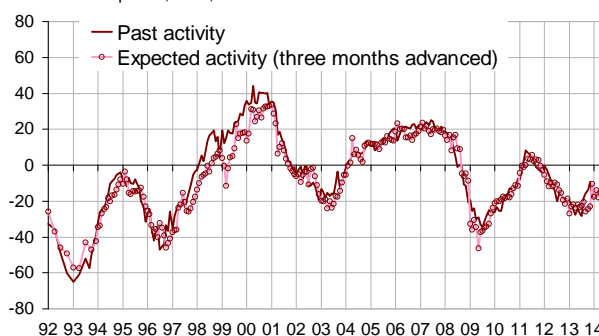
In February, as business managers as in January indicate price downturns. The corresponding balance of opinion remains sharply inferior to its long-term average.

#### **Productive capacity utilization rate**



### **Activity tendency in the building industry**

Balances of opinion, in %, SA



### **Workforce size tendency in the building industry**

Balances of opinion, in %, SA



### **Order books**

Balance of opinion, in %, SA



#### **For further information:**

The balance of opinion is calculated as the difference between the percentage of responses "increase" and the percentage of responses "decrease".

- Additional information (long series, methodology, links...) is available on the HTML page of this indicator: <http://www.insee.fr/en/themes/info-rapide.asp?id=56>
- Historical data are available on the BDM: [G1273](#), [G1276](#), [G1274](#).
- Press contact: [bureau-de-presse@insee.fr](mailto:bureau-de-presse@insee.fr)

Next publication: 25 03 2014 at 08h45