

■ Services producer price indices– First quarter 2013

Stability of services producer prices on the French market, decline on foreign markets

Information : since this quarter, in accordance with the European directives, services producer price indices are calculated in base and reference 100 in 2010. They are no longer limited to the services sold to French businesses (BtoB), but are now extended to all markets (BtoAll).

• SPPI, production sold to French businesses

In the first quarter of 2013, services producer prices sold to French businesses were stable on the whole (-0.2 % following +0.1 % in the last quarter), with detailed movements that were often seasonal.

Fall in prices for scientific and technical activities (-1.0 %) and for information and communication services (-0.7 %)...

The decline in advertising space prices affected prices for both media representation services (-11.3 % quarter over quarter, -6.3 % year over year) and programming and broadcasting services (-13.3 % quarter over quarter, -7.2 % year over year).

Prices for engineering services dropped significantly in this quarter (-1.5 %, following +0.9 %), as well as prices for computer services (-0.4 % following +0.8 %).

... while prices for real estate services (-0.1 %) were stable...

Renting prices for offices continued to dip (-0.4 % following -0.2 %), while prices for management services of real estate on a fee or contract basis rallied (+1.9 % following -1.6 %).

... and prices for transportation and storage services moved up (+0.8 %).

Prices for freight transport services by road increased (+0.6 % following -0.0 %), as well as prices for warehousing and storage services (+2.0 % following -0.1 %).

• SPPI, production sold to households in France

Services producer price sold to households in France were almost unchanged in the first quarter of 2013 (+0.2 % following -2.1 %). The advance in prices for accommodation and food services (+1.4 % quarter over quarter, +2.6 % year over year) was offset by the drop in prices for information and communication services (-2.5 % quarter over quarter).

• SPPI, production sold on foreign markets

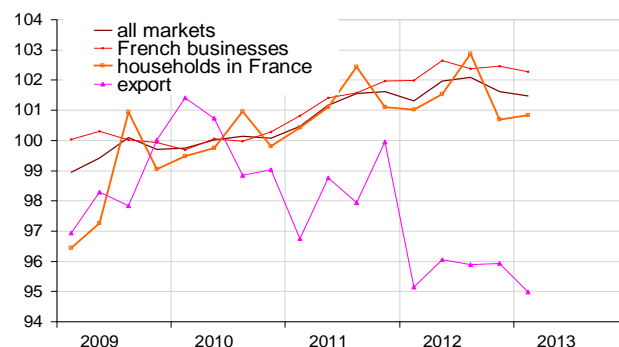
Services producer prices sold on foreign markets moved down in the first quarter of 2013 (-1.0 % following +0.0 %). Prices for transportation and storage services fell (-1.6 %), most notably prices for sea freight water transport services which had risen significantly in the last quarter (-3.4 % following +15.5 %). On the other hand, prices for freight transport services by road advanced (+1.3 %).

• SPPI (all markets)

On all markets, services producer prices were stable (-0.1 % following -0.5 %).

Producer price indices for all services

Reference year: 2010



Source: INSEE

Services producer price indices, by sectors:

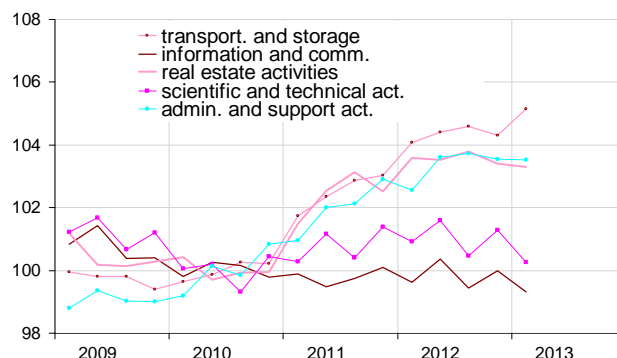
base and reference year: 2010

Sections and choices of levels in NAF rev.2	Weight	Indices 2013T01	Change in %	
			Q/Q- 1	Q/Q- 4
Prices of services sold to French businesses (BtoB)				
HN : all services	1000	102.3	-0.2	0.3
H : transport. and storage	187	105.1	0.8	1.0
49.41 : freight trans. by road	65	105.5	0.6	0.7
J : information and comm.	222	99.3	-0.7	-0.3
62 : IT services	87	101.0	-0.4	0.5
L : real estate activities	100	103.3	-0.1	-0.3
M : prof. scient. and tech. act.	200	100.3	-1.0	-0.6
69 : legal and accounting	38	102.9	0.1	-0.2
70.2 : management consult.	43	101.1	-0.1	-0.1
71.12 : engineering	64	99.8	-1.5	-0.3
73.1 : advertising	26	96.8	-3.9	-2.3
N : adminis. and support. act.	260	103.5	0.0	0.9
77.1 : renting of motor veh.	17	103.5	0.0	-0.1
77.3 : renting of mach. eq.	30	102.2	-0.2	-1.2
78 : employment activities	50	105.9	0.3	1.6
81 : services to buildings and landscape activities	28	104.4	0.8	2.0
S95 : repair of computers and pers.. and household goods	9	108.4	0.9	1.8
Prices of services sold to households in France (BtoC)				
HN : all services	1000	100.8	0.2	-0.2
H : transport. and storage	168	103.3	0.2	1.5
I : accomodation and food	337	104.7	1.4	2.6
J : information and comm.	186	87.9	-2.5	-10.9
L : real estate activities	177	103.5	0.3	0.4
M : prof.. scient. and tech. act.	71	103.5	0.5	2.4
N : adminis. and support act.	43	98.9	-0.9	-3.2
S95 : repair of computers and pers. and household goods	18	107.9	0.8	1.6
Export prices of services (BtoE)				
HN : all services	1000	95.0	-1.0	-0.2
H : transport. and storage	473	92.2	-1.6	0.9
49.41 : freight trans. by road	64	106.6	1.3	-0.7
50.20 : sea and coast. freight	142	62.2	-3.4	-2.6
50.40 : inland freight water	1	113.9	-0.9	-1.3
51.21 : freight air transport	21	127.5	3.0	7.8
Prices of services sold on all markets (BtoAll)				
HN : all services	1000	101.5	-0.1	0.2
H : transport. and storage	200	102.9	0.4	1.1
I : accomodation and food	98	104.6	1.3	2.5
J : information and comm.	208	96.4	-1.0	-2.2
L : real estate activities	113	103.4	0.1	0.3
M : prof.. scient. and tech.	167	100.6	-0.8	-0.6
N : administ. and support	204	103.1	-0.1	0.8
S95 : repair of computers and person. and household goods	11	108.2	0.9	1.9

Source: INSEE

Services producer price indices, production sold to French businesses

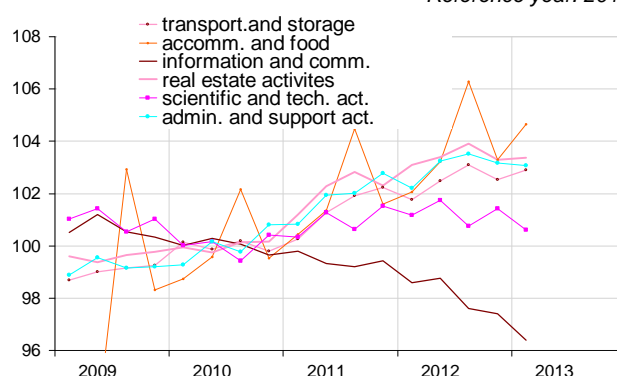
Reference year: 2010



Source: INSEE

Services producer price indices, on all markets

Reference year: 2010



Source: INSEE

For more information:

The services producer price indices measure the changes in transaction prices, excluding VAT, for services sold by French enterprises. They are calculated by markets and by products. The services producer price indices for the production sold to French businesses (« BtoB »), more exactly to legal entities established in France (including the general government sector, French affiliates of foreign groups, etc.), are regulated by the European regulation n 1165/98 on short-term statistics. The « STS package 2017 » project aims at developing services producer price indices for the production sold on all markets (« BtoAll »), on a large scope of the classification of activities (sections H, I, J, L, M and N), by aggregating services producer price indices for the production sold to households in France (« BtoC »), which are generally derived from consumer price indices, and services producer price indices for the production sold on foreign markets (« BtoE ») to the former indices.

The survey « Observation des Prix de l'Industrie et des Services » is the main source for these indices: it covers 59 % (in value in 2010) of the markets and classes of products. 19 % are derived from consumer price indices. The 22 % left are imputed by close price indicators (from an other market or an other class of products).

Regarding the SPPI for the production sold to French businesses, two notions are distinguished : producer prices by branch of activity at basic prices (including intra-group transactions, sometimes notion of « net production ») and selling prices by product at market prices to be used in contract escalation (excluding intra-group transactions, sometimes notion of « gross sales »).

The indices are calculated and published in référence 2010 and are Laspeyres chain-linked.

- Supplementary data (historical data, methodology, related web pages...) can be found on the following page: <http://www.insee.fr/en/themes/info-rapide.asp?id=100>
- Historical data: [G1453](#), [G1459](#), [G1462](#), [G1450](#)
- Press contact: bureau-de-presse@insee.fr

Next publication : 13 09 2013 at 12:00