

Informations *Rapides*

31 Octobre 2013 - n° 254

Main Indicators



■ Producer and Import Price Indices in industry – September 2013

In September, stability for manufactured products on all markets

• **Producer price indices in French industry**

FRENCH MARKET: +0.3 % in September

In September, French producer prices in industry increased moderately (+0.3 %, following +0.1 % in August). Except energy prices, which progressed for the third successive month, prices of manufactured products were globally stable or decreasing.

Energy prices moved up again...

Prices for refined petroleum products rose by 0.6 % in September (after +0.9 % and +3.4 % respectively in August and July). The price for Brent crude sourced from the North Sea increased again in September, in dollars (+4.3 % after +2.3 %), as well as in euro terms (+4.0 % after +0.5 %). Price developments by refined petroleum products were however contrasted: gas-oil (+1.1 %) and domestic oil (+0.8 %) went up, this of unleaded premium gas decreased (-3.8 %).

The increases of prices for electricity (+2.6 %), water (+2.1 %) and waste management (+1.4 %) were marked.

... food prices were stable...

Food prices were stable for the second successive month. This global stability was one more time characterized by rises in meat prices (+0.9 % after +2.3 % in August), a weak change for dairy products (+0.1 %, as in August) and a marked withdraw for prices for animal feeds (-1.5 % after -2.1 % in August).

... and prices for electrical, electronic and computer products, as "other manufactured products", weakened

Prices for electrical, electronic and computer products withdrew slightly (-0.3 %), as for "other manufactured products" (-0.2 %), drawn by the fall in prices for raw materials.

FOREIGN MARKETS: +0.1% in September

Producer prices of French industrial products sold on foreign markets were again almost unchanged (+0.1 % after -0.1 % in August). Energy prices, notably prices for electricity, diminished, while prices for manufactured products were stable.

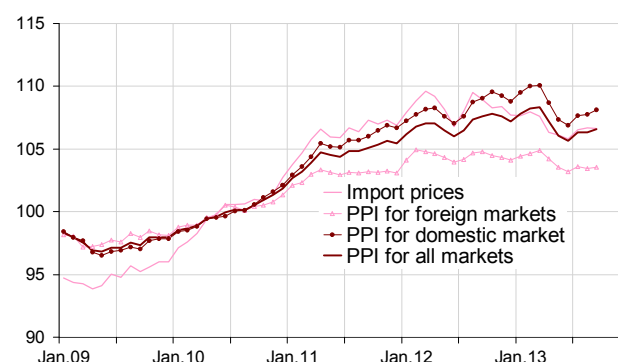
ALL MARKETS: +0.3 % in September

On all markets, prices increased by 0.3 %, drawn by energy prices, of which electricity, while prices for manufactured products were almost stable (-0.1 %). Year-to-year, they withdrew (-0.9 %).

• **Import price indices of industrial products: -0.1 % in September**

Import prices were stable for the second successive month (-0.1 %, after +0.2 % in August). Purchasers prices for mining and quarrying products slowed down. Prices for refined petroleum products (-0.3 %) and for electrical, electronic and computer products (-0.4 %) decreased, notably prices for computer products (-0.8 %).

Total Industry price indices



Source : INSEE

French Producer Price Indices in industry according to the market where the products are sold:

reference year: 2010

Levels A 10 and A 17 in CPF rev. 2, 2008	Weight	Sep.13	Change in %	
			In 1 month	In 1 year
French market				
BE:TOTAL INDUSTRY	1000	108.1	0.3	-0.8
(DE) Mining and quarrying, energy, water	226	110.7	1.7	-1.5
CZ: Manufactured prod.	774	107.3	-0.1	-0.6
(C1) Food products, beverages, tobacco	196	112.0	0.0	1.8
(C2) Coke and refined petroleum products	49	133.7	0.6	-8.2
(C3) Electrical & electronic equip., computers, mach.	53	102.2	-0.3	0.2
(C4) Transport equipment	80	103.1	0.0	0.2
(C5) Other man. products	396	103.2	-0.2	-0.8
Foreign markets				
BE:TOTAL INDUSTRY	1000	103.6	0.1	-1.2
CZ: Manufactured prod.	980	103.7	-0.1	-1.1
(C1) Food products, beverages, tobacco	100	111.7	-0.1	2.6
(C2) Coke and refined petroleum products	37	128.6	-1.3	-11.5
(C3) Electrical & electronic equip., computers, mach.	194	98.7	0.0	-2.0
(C4) Transport equipment	252	103.6	0.0	0.6
(C5) Other man. products	397	102.2	0.0	-1.4
All markets				
BE:TOTAL INDUSTRY	1000	106.6	0.3	-0.9
CZ: Manufactured prod.	845	105.9	-0.1	-0.8
(C1) Food products, beverages, tobacco	163	111.9	0.0	2.0
(C2) Coke and refined petroleum products	45	132.4	0.0	-9.1
(C3) Electrical & electronic equip., computers, mach.	102	99.9	-0.1	-1.2
(C4) Transport equipment	140	103.4	0.0	0.5
(C5) Other man. products	395	102.9	-0.1	-1.0

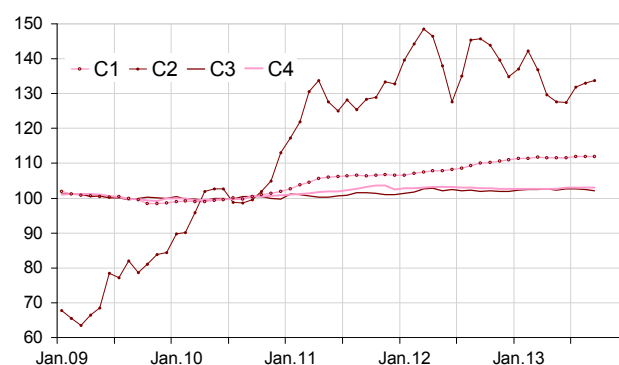
Import prices of industrial products

reference year: 2010

Levels A 10 and A 17 of nomenclature CPF rev. 2, 2008	Weight	Sep.13	Change en %	
			In 1 month	In 1 year
BE:TOTAL INDUSTRY	1000	106.6	-0.1	-2.1
CZ: Manufactured prod.	s	104.0	-0.1	-1.8
(C1) Food products, beverages, tobacco	69	114.3	-0.1	0.9
(C2) Coke and refined petroleum products	47	133.1	-0.3	-9.9
(C3) Electrical & electronic equip., computers, mach.	227	98.3	-0.4	-1.1
(C4) Transport equipment	147	100.1	-0.1	-0.1
(C5) Other manufactured products	s	103.6	0.1	-1.9

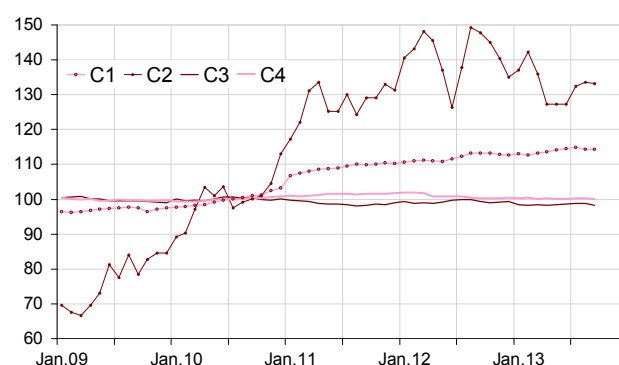
r: updated ; nd: non available ; s : confidential

Producer price indices of manufactured products sold on the french market



Source : INSEE

Import price indices of manufactured products



Source : INSEE

Revision of each index at total industry level

Revision of the monthly change (in points)

	Jun.13 / May 13	Jul.13 / Jun.13	Aug.13 / Jul.13
French producer prices in industry sold on:			
- the French market	-0.3	//	-0.2 ⁽¹⁾
- the foreign markets	//	+0.2	//
- all markets	-0.1	//	-0.2
Import prices of industrial products	//	+0.2	+0.1

(1) Reading note: the evolution of the index between July 2013 and August 2013 published last month was equal to 0.3 %. It is updated to 0.1 %; that is to say a revision of -0.2 %.

For more information about French PPI:

Producer and import price indices of industrial products are regulated by the European Regulation n°1165/98 on short-term statistics. They are annually chain-linked Laspeyres indices, with reference year 2010.

The French producer prices of industrial products sold on the French market presented here are "basic prices" in the sense of the national accounts, measuring the income of the producer (excluding VAT and taxes on products, and before deduction of any subsidies on the products). However, market price series (including non deductible taxes on the products, subsidies deducted) are also available, notably for the purpose of contract escalation, on BDM website : <http://www.bdm.insee.fr/>. Import prices of industrial products are measured as much as possible according to the "CIF" concept (cost of insurance and freight included), i.e. valued at the French border. They are converted into Euros and therefore include exchange effects. All imports are taken into consideration, whether they are intra-group or not.

- Complementary data (backseries, methodology, webpages) can be accessed on: <http://www.insee.fr/fr/themes/info-rapide.asp?id=25>
- Historical data are available on the BDM : [G1430](#), [G1436](#), [G1427](#), [G1439](#) (respectively producer price indices on French market, on foreign markets, on all markets and import price indices).
- Contact: bureau-de-presse@insee.fr

Next publication: 29 11 2013 at 8.45 a.m.