

Informations *Rapides*

28 février 2014 - n° 48
Main Indicators



■ Producer and Import Price Indices in industry – January 2014

In January, decline in energy prices on all markets

• Producer price indices in French industry

FRENCH MARKET: -0.6 % in January

In January, French producer prices in industry for French market decreased (-0.6 %, after +0.1 % in December), driven down by the fall in prices for refined petroleum products (1.9 %) and for electricity and gas (-2.9 %), while prices for manufactured products were almost unchanged (-0.1 %).

Energy prices moved down...

Prices for refined petroleum declined in January following a rise in December (-1.9 % following +1.4 %). In January the price for Brent crude sourced from the North Sea dropped in euro terms (-2.2 % against +1.1 %). Electricity prices fell significantly (-3.7 % following 0.0 % and +4.4 % in December and November, respectively). Gas prices went down (-0.8 %), following three consecutive months of rise.

Food prices dipped....

Food prices slipped slightly (-0.2 % after +0.1 % in December). Following the holiday season, meat prices fell significantly again (-2.9 % after +0.3 % in December and -1.3 % in November). Conversely, prices for dairy products advanced (+1.1 %), as well as beverage prices (+0.7 %), most notably beer (+1.9 %) and wines from grape (+1.4 %).

...while prices for "other manufactured products" increased

Prices for "other manufactured products" advanced moderately (+0.2 %), following two months of almost no change. The rise was mostly in prices for chemical products for the second month in a row (+0.7 % after +0.8 %), for other non-metallic mineral products (+0.4 % after +0.0 %) – notably cement (+2.3 %) – and repair and installation services of machinery (+0.3 %). Prices for pharmaceutical products were the only ones to fall (-0.4 %).

FOREIGN MARKETS: -0.2% in January

Producer prices of French industrial products sold on foreign markets moved down slightly (-0.2 %) following two months of no change. The decline in energy prices due to the fall in prices for both refined petroleum products (-4.0 %) and electricity was offset by the rise in prices for "other manufactured products" (+0.4 %), notably textiles (+1.8 %).

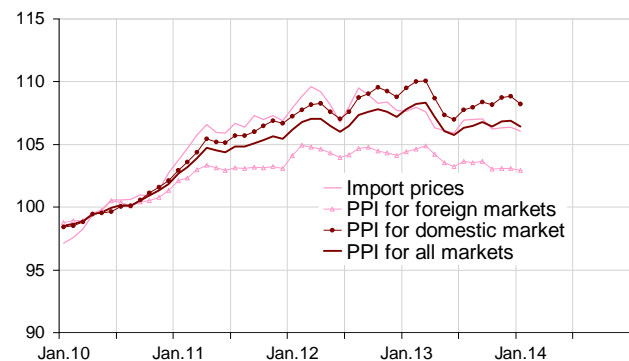
ALL MARKETS: -0.4 % in January

On all markets, prices fell (-0.4 % after +0.1 % in December). Year over year, the decline (-1.3 %) was true for all the categories of products, and particularly noticeable for refined petroleum products (-7.7 %)

• Import price indices of industrial products: -0.3 % in January

Import prices also decreased (-0.3 % after 0.0 %). Prices for refined petroleum products (-2.5 %) as well as electricity prices and to a lesser extent purchase prices for crude oil declined, driven by the price of petroleum. Food prices also dropped, as well as pharmaceutical products (-1.0 %) due to the commercialisation of some new generic drugs.

Total Industry price indices



Source : INSEE

French Producer Price Indices in industry according to the market where the products are sold:

reference year: 2010

Levels A 10 and A 17 in CPF rev. 2, 2008	Weight	Jan.14	Change in %	
			In 1 month	In 1 year
French market				
BE:TOTAL INDUSTRY	1000	108.2	-0.6	-1.2
(DE) Mining and quarrying, energy, water	226	113.5	-2.1	-1.6
CZ: Manufactured prod.	774	106.6	-0.1	-1.1
(C1) Food products, beverages, tobacco	196	110.7	-0.2	-0.7
(C2) Coke and refined petroleum products	49	127.7	-1.9	-6.8
(C3) Electrical & electronic equip., computers, mach.	53	101.9	0.0	-0.4
(C4) Transport equipment	80	103.0	0.1	0.2
(C5) Other man. products	396	103.3	0.2	-0.7
Foreign markets				
BE:TOTAL INDUSTRY	1000	102.9	-0.2	-1.4
CZ: Manufactured prod.	980	103.1	0.0	-1.2
(C1) Food products, beverages, tobacco	100	111.3	-0.1	1.0
(C2) Coke and refined petroleum products	37	119.1	-4.0	-10.0
(C3) Electrical & electronic equip., computers, mach.	194	97.7	-0.1	-1.0
(C4) Transport equipment	252	103.5	0.1	-0.4
(C5) Other man. products	397	102.3	0.4	-1.3
All markets				
BE:TOTAL INDUSTRY	1000	106.4	-0.4	-1.3
CZ: Manufactured prod.	845	105.3	-0.1	-1.1
(C1) Food products, beverages, tobacco	163	110.8	-0.2	-0.3
(C2) Coke and refined petroleum products	45	125.3	-2.5	-7.7
(C3) Electrical & electronic equip., computers, mach.	102	99.1	0.0	-0.8
(C4) Transport equipment	140	103.3	0.1	-0.2
(C5) Other man. products	395	103.0	0.3	-0.9

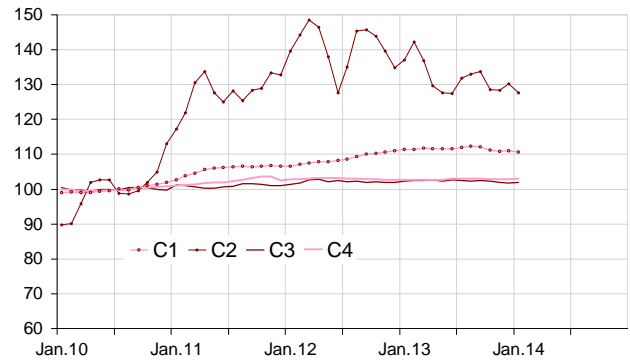
Import prices of industrial products

reference year: 2010

Levels A 10 and A 17 of nomenclature CPF rev. 2, 2008	Weight	Jan.14	Change in %	
			In 1 month	In 1 year
BE:TOTAL INDUSTRY	1000	106.0	-0.3	-1.5
CZ: Manufactured prod.	s	103.8	-0.2	-0.9
(C1) Food products, beverages, tobacco	69	113.5	-0.4	0.3
(C2) Coke and refined petroleum products	47	126.4	-2.5	-7.7
(C3) Electrical & electronic equip., computers, mach.	227	100.4	0.0	2.0
(C4) Transport equipment	147	99.6	-0.2	-0.7
(C5) Other manufactured products	s	103.3	0.0	-1.6

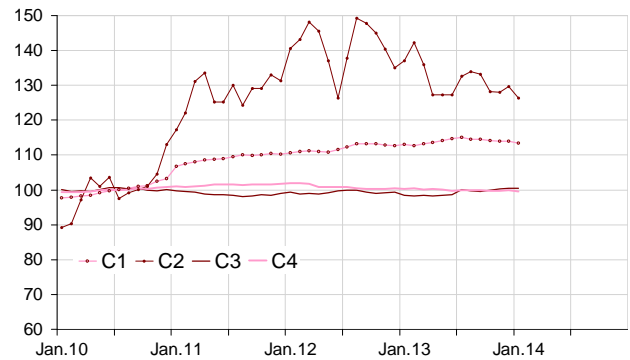
r: updated ; nd: non available ; s : confidential

Producer price indices of manufactured products sold on the french market



Source : INSEE

Import price indices of manufactured products



Source : INSEE

Revision of each index at total industry level

Revision of the monthly change (in points)

	Oct.13 / Sep.13	Nov.13 / Oct.13	Dec.13 / Nov.13
French producer prices in industry sold on:			
- the French market	//	//	-0.1 ⁽¹⁾
- the foreign markets	-0.1	//	//
- all markets	//	+0.1	//
Import prices of industrial products	-0.1	+0.1	//

(1) Reading note: the evolution of the index between October and November 2013 published last month was equal to 0.2 %. It is updated to 0.1 %; that is to say a revision of +0.1 point.

For more information about French PPI:

Producer and import price indices of industrial products are regulated by the European Regulation n°1165/98 on short-term statistics. They are annually chain-linked Laspeyres indices, with reference year 2010.

The French producer prices of industrial products sold on the French market presented here are "basic prices" in the sense of the national accounts, measuring the income of the producer (excluding VAT and taxes on products, and before deduction of any subsidies on the products). However, market price series (including non deductible taxes on the products, subsidies deducted) are also available, notably for the purpose of contract escalation, on BDM website : <http://www.bdm.insee.fr/>.

Import prices of industrial products are measured as much as possible according to the "CIF" concept (cost of insurance and freight included), i.e. valued at the French border. They are converted into Euros and therefore include exchange effects. All imports are taken into consideration, whether they are intra-group or not.

- Complementary data (backseries, methodology, webpages) can be accessed on: <http://www.insee.fr/fr/themes/info-rapide.asp?id=25>
- Historical data are available on the BDM : [G1430](#), [G1436](#), [G1427](#), [G1439](#) (respectively producer price indices on French market, on foreign markets, on all markets and import price indices).
- Contact: bureau-de-presse@insee.fr

Next publication: 28 03 2014 at 8.45 a.m.