

# Informations *Rapides*

31 mai 2013 - n° 125  
Main Indicators



## ■ Producer and Import Price Indices in industry – April 2013

### Strong decline in prices on all markets

#### • Producer price indices in French industry

##### FRENCH MARKET: -0.9 % in April

In April, French producer prices in industry, which were unchanged in March, decreased (-0.9 %). Prices for electricity, gas, steam and air conditioning dropped (-3.0 %), following three months of rise. Prices for refined petroleum products plunged again (-5.2 % following -3.8 %).

##### *Prices for refined petroleum products plunged again...*

In April, the price for Brent crude sourced from the North Sea tumbled in dollar terms (-5.3 % following -5.8 %), and even more significantly in Euro terms (-5.9 % following -2.9 %), due to the appreciation of the Euro against the dollar. The fall in prices for unleaded premium gas and diesel oil was more marked in April (-4.4 % and -4.2 % respectively, following -3.2 % and -3.5 %) and the price for heating oil decreased for the second month in a row (-3.3 % following -6.3 %).

Prices for electricity (-3.6 %) and trade services of gas (-1.7 %) also declined.

##### *...food prices dipped slightly...*

The slight dip in food prices (-0.2 % following +0.3 % in March), which came after more than a year of increase, resulted from contrasted movements: meat prices continued to rise (+1.0 % preserved meat), while prices for dairy products and for sugar manufacturing dipped (-1.1 % for both).

##### *...and prices for "other manufactured products" were stable.*

Except for the significant drop in prices for chemical products (-0.7 %), prices for "other manufactured products" were almost unchanged (-0.1 %).

#### FOREIGN MARKETS: -0.4 % in April

Producer prices of French industrial products sold on foreign markets declined, following three consecutive months of moderate rise. The fall was general and particularly strong for energy prices (-2.9 % for refined petroleum products).

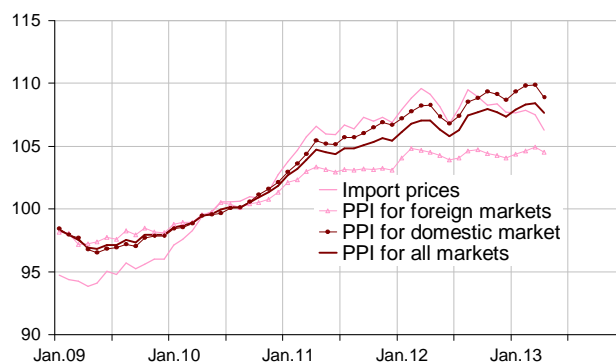
#### ALL MARKETS: -0.7 % in April

On all markets, prices dipped (-0.7 %). Thus, year over year, the increase was now only 0.6 %. The advance in food prices was still significant (+3.5 %), prices for refined petroleum products slumped heavily (-9.3 %).

#### • Import price indices of industrial products: -1.1 % in April

Purchaser's prices for imported industrial products dropped again in April (-1.1 % following -0.4 %). Driven by the fall in the Brent price for the second month in a row, prices for refined petroleum products dived (-6.5 %), as well as other energy prices (most notably electricity). Except for the seasonal increase in meat prices (+3.4 % due to the Easter lamb), prices for other products also fell, most notably prices for chemical and pharmaceutical products (-0.5 % for both).

Total Industry price indices



Source : INSEE

## French Producer Price Indices in industry according to the market where the products are sold:

base and reference year: 2010

Levels A 10 and A 17 in CPF rev. 2, 2008	Weight	Apr.13	Change in %	
			In 1 month	In 1 year
<b>French market</b>				
<b>BE:TOTAL INDUSTRY</b>	<b>1000</b>	<b>108.9</b>	<b>-0.9</b>	<b>0.6</b>
(DE) Mining and quarrying, energy, water	234	114.4	-2.4	3.6
<b>CZ: Manufactured prod.</b>	<b>766</b>	<b>107.3</b>	<b>-0.5</b>	<b>-0.4</b>
(C1) Food products, beverages, tobacco	209	111.6	-0.2	3.5
(C2) Coke and refined petroleum products	52	129.7	-5.2	-11.4
(C3) Electrical & electronic equip., computers, mach.	51	102.9	0.6	0.1
(C4) Transport equipment	72	102.6	-0.1	-0.5
(C5) Other man. products	382	103.9	-0.1	-0.5
<b>Foreign markets</b>				
<b>BE:TOTAL INDUSTRY</b>	<b>1000</b>	<b>104.5</b>	<b>-0.4</b>	<b>0.0</b>
<b>CZ: Manufactured prod.</b>	<b>984</b>	<b>104.7</b>	<b>-0.2</b>	<b>0.0</b>
(C1) Food products, beverages, tobacco	97	110.8	0.3	3.0
(C2) Coke and refined petroleum products	37	128.3	-2.9	-15.0
(C3) Electrical & electronic equip., computers, mach.	191	99.7	0.0	-0.3
(C4) Transport equipment	256	105.0	0.0	2.5
(C5) Other man. products	402	103.3	-0.1	-0.2
<b>All markets</b>				
<b>BE:TOTAL INDUSTRY</b>	<b>1000</b>	<b>107.7</b>	<b>-0.7</b>	<b>0.6</b>
<b>CZ: Manufactured prod.</b>	<b>840</b>	<b>106.3</b>	<b>-0.3</b>	<b>-0.2</b>
(C1) Food products, beverages, tobacco	171	111.5	-0.1	3.5
(C2) Coke and refined petroleum products	47	129.4	-4.5	-12.4
(C3) Electrical & electronic equip., computers, mach.	99	100.8	0.2	-0.2
(C4) Transport equipment	134	104.1	0.0	1.4
(C5) Other man. products	389	103.7	-0.1	-0.4

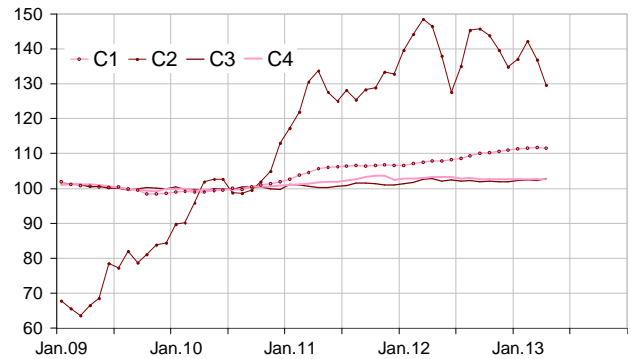
## Import prices of industrial products

base and reference year: 2010

Levels A 10 and A 17 of nomenclature CPF rev. 2, 2008	Weight	Apr.13	Change en %	
			In 1 month	In 1 year
<b>BE:TOTAL INDUSTRY</b>	<b>1000</b>	<b>106.3</b>	<b>-1.1</b>	<b>-2.6</b>
<b>CZ: Manufactured prod.</b>	<b>s</b>	<b>104.2</b>	<b>-0.6</b>	<b>-1.5</b>
(C1) Food products, beverages, tobacco	70	114.2	0.3	2.8
(C2) Coke and refined petroleum products	49	127.1	-6.5	-12.7
(C3) Electrical & electronic equip., computers, mach.	219	98.3	-0.2	-0.6
(C4) Transport equipment	146	100.4	0.2	-0.4
(C5) Other manufactured products	s	104.7	-0.3	-1.2

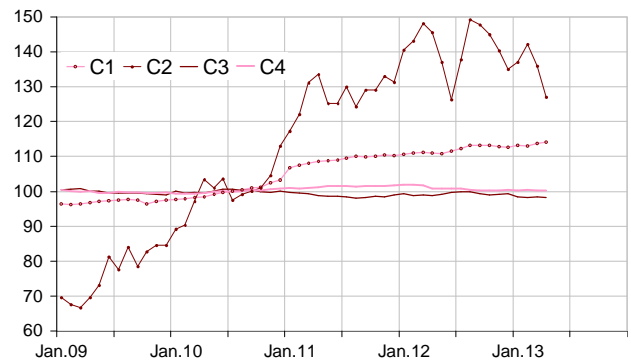
r: updated ; nd: non available ; s : confidential

## Producer price indices of manufactured products sold on the French market



Source : INSEE

## Import price indices of manufactured products



Source : INSEE

## Revision of each index at total industry level

Revision of the monthly change (in %)

	Jan.13 / Dec.12	Feb.13 / Jan.13	Mar.13 / Feb.13
<b>French producer prices in industry sold on:</b>			
- the French market	-0.1	-0.1	//
- the foreign markets	+0.1	//	+0.1 <sup>(1)</sup>
- all markets	//	//	//
<b>Import prices of industrial products</b>			
	-0.1	//	+0.1

(1) Reading note: the evolution of the index between Feb.13 and Mar.13 published last month was equal to 0.2 %. It is updated to 0.3 %; that is to say a revision of +0.1 %.

## For more information about French PPI:

- Producer and import price indices of industrial products are regulated by the European Regulation n°1 65/98 on short-term statistics. They are annually chain-linked Laspeyres indices, with reference year 2010.
- The French producer prices of industrial products sold on the French market presented here are "basic prices" in the sense of the national accounts, measuring the income of the producer (excluding VAT and taxes on products, and before deduction of any subsidies on the products). However, market price series (including non deductible taxes on the products, subsidies deducted) are also available, notably for the purpose of contract escalation, on BDM website : <http://www.bdm.insee.fr/>.
- Import prices of industrial products are measured as much as possible according to the "CIF" concept (cost of insurance and freight included), i.e. valued at the French border. They are converted into Euros and therefore include exchange effects. All imports are taken into consideration, whether they are intra-group or not.
- Complementary data (backseries, methodology, webpages) can be accessed on: <http://www.insee.fr/fr/themes/info-rapide.asp?id=25>
- Historical data are available on the BDM : [G1430](#), [G1436](#), [G1427](#), [G1439](#) (respectively producer price indices on French market, on foreign markets, on all markets and import price indices).
- Contact: [bureau-de-presse@insee.fr](mailto:bureau-de-presse@insee.fr)

Next publication: 30 06 2013 at 8.45 a.m.