

Informations *Rapides*

27 juin 2014 - n° 151

Main Indicators



■ Producer and Import Price Indices in industry – May 2014

In May 2014, energy prices moved down

• Producer price indices in French industry : -0.4 % in May

FRENCH MARKET: -0.5 % in May

In May, French producer prices in industry for French market dropped for the third straight month in a row (-0.5 % after -0.2 % in April and -0.3 % in March). Prices for electricity, gas, and steam and air conditioning supply services fell significantly again (-3.2 % after -1.6 % in April), while prices for other products were almost unchanged overall.

Energy prices dropped significantly again

In May, the seasonal drop in prices for steam and air conditioning supply services came in addition to the successive falls in prices for electricity (-1.7 % after -1.5 % in April) and gas (-2.9 % after -2.4 %) which both began last February. Prices for refined petroleum products increased slightly (+0.2 % after -0.2 % in April): the rise in prices for household fuel oil (+0.6 %) was offset by the drop in prices for unleaded premium gas (-0.4 %).

Food prices slowed down...

Food prices leveled off in May (-0.1 % after +0.5 % in April). After having increased in March and April, meat prices (-0.4 %) and prices for dairy products (-0.2 %) slipped, while beverage prices advanced (+0.5 %) due to the significant rise in wine prices (+1.8 % after +1.3 % in April).

...while prices for "other manufactured products" were almost unchanged overall

Prices for "other manufactured products" remained stable (+0.1 % in May, as in April). Prices for chemical products were the only ones to advance (+0.5 %), driven up by higher ethylene prices, while prices for the other products were either unchanged or slightly lower, notably for basic metals (-0.4 %) due to lower steel prices.

FOREIGN MARKETS: 0.0% in May

Producer prices of French industrial products sold on foreign markets were almost unchanged again (after +0.1 % in April). Energy prices moved down, most notably for refined petroleum products (-0.8 %) and electricity (-8.9 %), while prices for computer products (+0.2 %) and chemical products (+0.5 %) rose.

ALL MARKETS: -0.4 % in May

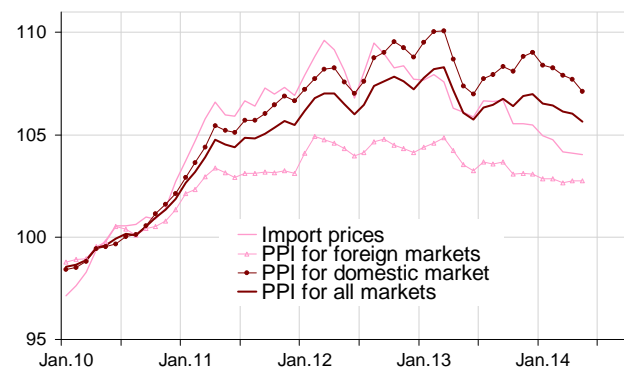
On all markets, prices dropped in May (-0.4 % after -0.1 % in April). Year over year, the fall was -0.4 % for the total industry and -1.7 % for refined petroleum products.

• Import price indices of industrial products: -0.1 % in May

Import prices were almost unchanged again (-0.1 % in May, as in April). This stability resulted from the rise in buying prices for crude oil, due to higher prices for Brent crude sourced from the North Sea, and the fall in prices for electrical and electronic products (-0.6 %), most notably computer products (-1.4 %), which offset each other.

Total Industry price indices

reference year: 2010



Source : Insee

French Producer Price Indices in industry according to the market where the products are sold:

reference year: 2010

Levels A 10 and A 17 in CPF rev. 2, 2008	Weight	May 14	Change in %	
			In 1 month	In 1 year
French market				
BE:TOTAL INDUSTRY	1000	107.1	-0.5	-0.2
(DE) Mining and quarrying, energy, water	226	109.4	-2.4	0.5
CZ: Manufactured prod.	774	106.4	0.0	-0.4
(C1) Food products, beverages, tobacco	196	111.2	-0.1	-0.3
(C2) Coke and refined petroleum products	49	124.9	0.2	-2.2
(C3) Electrical & electronic equip., computers, mach.	53	101.7	0.0	-0.6
(C4) Transport equipment	80	103.0	0.0	0.4
(C5) Other man. products	396	103.1	0.1	-0.4
Foreign markets				
BE:TOTAL INDUSTRY	1000	102.8	0.0	-0.7
CZ: Manufactured prod.	980	103.2	0.1	-0.7
(C1) Food products, beverages, tobacco	100	112.8	0.1	1.5
(C2) Coke and refined petroleum products	37	125.3	-0.8	-0.3
(C3) Electrical & electronic equip., computers, mach.	194	97.6	0.1	-0.9
(C4) Transport equipment	252	103.7	0.1	-0.2
(C5) Other man. products	397	101.3	0.2	-1.5
All markets				
BE:TOTAL INDUSTRY	1000	105.7	-0.4	-0.4
CZ: Manufactured prod.	845	105.1	0.0	-0.5
(C1) Food products, beverages, tobacco	163	111.5	0.0	0.0
(C2) Coke and refined petroleum products	45	125.1	-0.1	-1.7
(C3) Electrical & electronic equip., computers, mach.	102	99.0	0.0	-0.8
(C4) Transport equipment	140	103.5	0.1	0.0
(C5) Other man. products	395	102.4	0.1	-0.8

Source : Insee

Import prices of industrial products

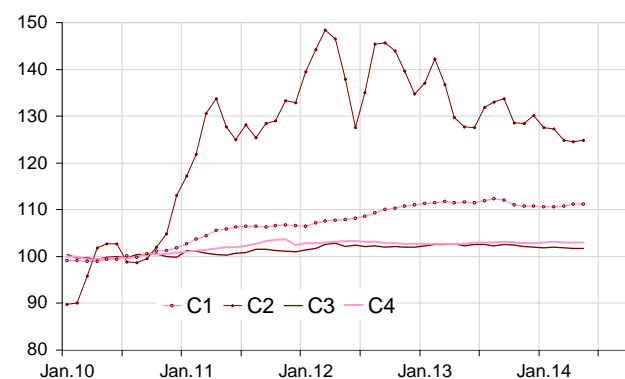
reference year: 2010

Levels A 10 and A 17 of nomenclature CPF rev. 2, 2008	Weight	May 14	Change in %	
			In 1 month	In 1 year
BE:TOTAL INDUSTRY	1000	104.0	-0.1	-2.0
CZ: Manufactured prod.	s	102.3	-0.1	-1.6
(C1) Food products, beverages, tobacco	69	114.1	0.1	0.0
(C2) Coke and refined petroleum products	47	125.5	0.1	-1.4
(C3) Electrical & electronic equip., computers, mach.	227	96.1	-0.6	-2.4
(C4) Transport equipment	147	99.4	0.0	-0.7
(C5) Other manufactured products	s	102.4	0.2	-1.8

r: updated ; nd: non available ; s : confidential-Source : Insee

Producer price indices of manufactured products sold on the french market

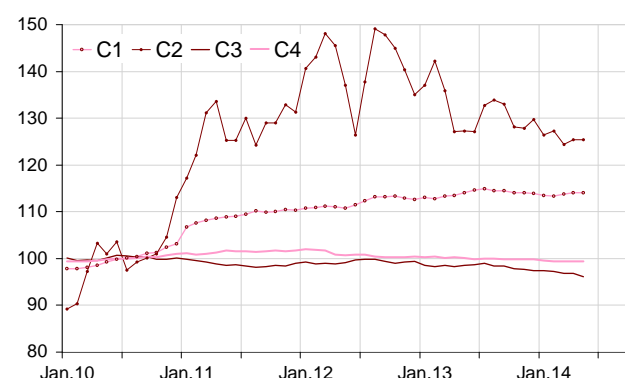
reference year: 2010



Source : Insee

Import price indices of manufactured products

reference year: 2010



Source : Insee

Revision of each index at total industry level

Revision of the monthly change (in %)

	Feb.14 / Jan.14	Mar.14 / Feb.14	Apr.14 / Mar.14
French producer prices in industry sold on:			
- the French market	//	+0.1	-0.1 ⁽¹⁾
- the foreign markets	//	//	//
- all markets	//	//	//
Import prices of industrial products	-0.1	//	//

(1) Reading note: the evolution of the index between February 2014 and March 2014 published last month was equal to -0.1 %. It is updated to -0.2 %; that is to say a revision of +0.1 %.

For more information about French PPI:

Producer and import price indices of industrial products are regulated by the European Regulation n°1165/98 on short-term statistics. They are annually chain-linked Laspeyres indices, with reference year 2010.

The French producer prices of industrial products sold on the French market presented here are "basic prices" in the sense of the national accounts, measuring the income of the producer (excluding VAT and taxes on products, and before deduction of any subsidies on the products). However market price series (including non deductible taxes on the products subsidies deducted) are also available notably for the purpose of contract escalation on BDM website : <http://www.bdm.insee.fr/>.

Import prices of industrial products are measured as much as possible according to the "CIF" concept (cost of insurance and freight included). i.e. valued at the French border. They are converted into Euros and therefore include exchange effects. All imports are taken into consideration, whether they are intra-group or not.

- Complementary data (backseries, methodology, webpages) can be accessed on: <http://www.insee.fr/fr/themes/info-rapide.asp?id=25>
- Historical data are available on the BDM : [G1430](#), [G1436](#), [G1427](#), [G1439](#) (respectively producer price indices on French market, on foreign markets, on all markets and import price indices).
- Follow us on Twitter @InseeFr_News: https://twitter.com/InseeFr_News
- Contact: bureau-de-presse@insee.fr

Next publication: 31 07 2014 at 8.45 a.m.