

# Informations *Rapides*

25 juin 2014 - n° 147

Principaux indicateurs



## ■ Monthly business survey in the building industry – June 2014

### The economic climate gets worse in the building industry in June 2014

According to the business managers surveyed in June 2014, the situation gets worse in the building industry. The composite indicator has slumped by four points and has reached its lowest level since mid-2009. It stays below its long-term average. The turning-point indicator has gone into the unfavorable zone.

#### Activity remains deteriorated

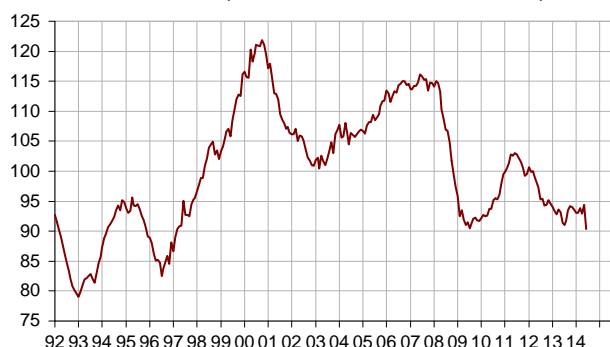
Business managers consider that their activity is deteriorated in the recent period. They stay pessimistic about their activity for the next few months. The corresponding balances of opinion are significantly below their long-term average.

#### Decreasing employment

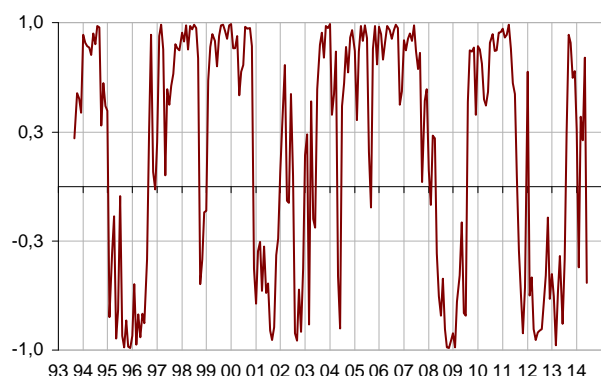
Much more business managers than in May indicate job losses. The corresponding balances of opinion to past and expected employment are substantially below their long-term average.

#### Composite indicator

Standardized with mean equal to 100 and a standard deviation equal to 10



#### Turning-point indicator



Lecture: close to 1 (respectively -1), it indicates a favorable climate (respectively unfavorable).

#### Building industry economic outlook

Balances of opinion, in %, SA

	Mean*	March 14	April 14	May 14	June 14
Composite indicator	100	94	93	94	90
Past activity	-3	-19	-17	-16	-19
Expected activity	-6	-18	-20	-19	-20
Gen. business outlook	-18		-35		
Past employment	-3	-16	-20	-14	-27
Expected employment	-3	-17	-20	-19	-25
Opinion on order books	-21	-40	-41	-43	-48
Order books (in month)	5,3	6,8	6,9	6,9	6,8
Productive capacity utilisation rate	88,9	85,9	86,1	85,5	85,4
Obstacles to production increase (in %)	33	24	23	24	23
- Because of workforce shortage (in %)	15,3	3,4	2,9	3,3	3,6
Recruiting problems (in %)	59		44		
Expected prices	-13	-30	-33	-35	-32
Cash-flow position	-9		-22		
Repayment period	28		40		

\* Mean since September 1993.

Source: French business survey in the building industry - Insee

### Order books are still considered lower than normal

In June, more business managers than in May consider their order books lower than normal. The corresponding balance of opinion is substantially below its long-term average.

### Productive capacity underused again

The productive capacity utilization rate is almost stable and stays below its long-term average. At the same time, almost one business manager out of four declares having difficulties increasing his activity.

### Prices not very dynamic

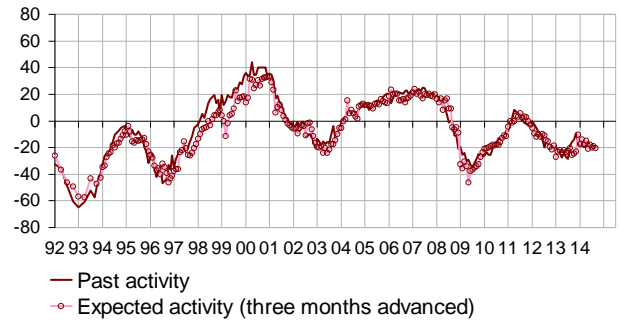
In June, slightly less business managers than in May indicate price downturns. But the corresponding balance of opinion is still well below its long-term average.

#### Productive capacity utilization rate



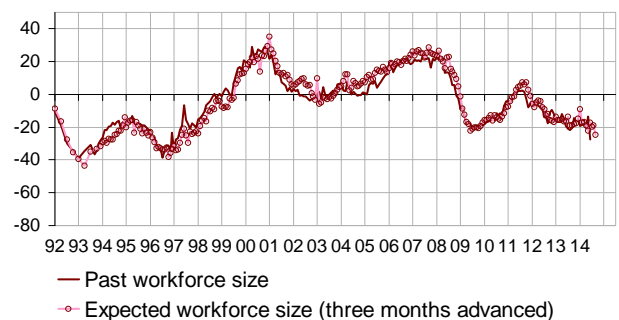
### Activity tendency in the building industry

Balances of opinion, in %, SA



### Workforce size tendency in the building industry

Balances of opinion, in %, SA




### Order books

Balance of opinion, in %, SA



#### For further information:

The balance of opinion is calculated as the difference between the percentage of responses "increase" and the percentage of responses "decrease".

- Additional information (long series, methodology, links...) is available on the HTML page of this indicator: <http://www.insee.fr/en/themes/info-rapide.asp?id=56>
- Historical data are available on the BDM: [G1273](#), [G1276](#), [G1274](#).
- Press contact: [bureau-de-presse@insee.fr](mailto:bureau-de-presse@insee.fr)
-  Follow us on [Twitter](#) @InseeFr\_News: [https://twitter.com/InseeFr\\_News](https://twitter.com/InseeFr_News)

Next publication: 23 07 2014 at 08h45