

Informations *Rapides*

27 décembre 2013 - n° 301

Main Indicators



■ Producer and Import Price Indices in industry – November 2013

In November, seasonal rise of electricity prices

• Producer price indices in French industry

FRENCH MARKET: +0.5 % in November

In November, French producer prices in industry for French market progressed (+0.5 %, after -0.3 %). This rise was however mainly due to electricity, the prices of manufactured products being almost stable or slightly decreasing.

Prices for refined petroleum products were stable...

Prices for refined petroleum products stabilized (-0.1 % after -3.9 % in October). In November as in October, the price for Brent crude sourced from the North Sea decreased in dollar terms (-1.5 % after -2.0 %), but the currencies' exchange led to a small decline in euro terms (-0.4 % after -4.0 %).

... while electricity prices increased...

Prices for electricity went up strongly (+4.1 %), due to transition to winter tariff.

Food prices moved down again...

Food prices decreased slightly in November (-0.3 % after -0.9 %). The withdraw of prices for prepared animal feeds went on (-1.3 % in November as in October), but the seasonal dip of prices for preserved meat softened (-1.3 % after -3.1 %), while prices for dairy products recovered slightly (+0.2 % after -0.7 %).

... as prices for electronic and pharmaceutical products

Prices for computer, electronic and optical products weakened (-1.0 % after -0.3 %), notably electric components (-5.5 %) in a context of stronger competition. Prices for pharmaceutical products decreased too (-1.2 % after -0.3 %), consistently with the putting of new general medicines on the market.

FOREIGN MARKETS: +0.0% in November

Producer prices of French industrial products sold on foreign markets were stable (0.0 % after -0.3 % in October). This stability masked however contrasted changes: a rise of electricity prices and, in a lower extent, of refined petroleum products, but a slight withdraw of other industrial products.

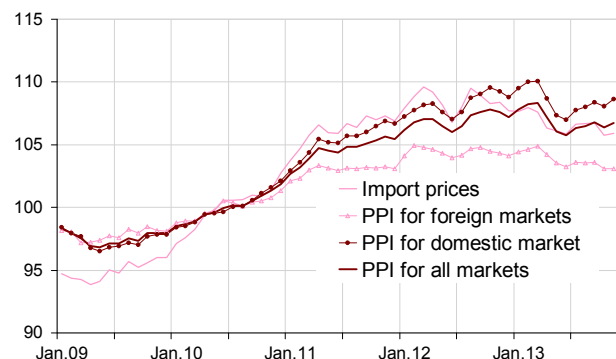
ALL MARKETS: +0.3 % in November

On all markets, prices increased (+0.3 % after -0.3 % in October), drawn by the seasonal rise of electricity prices. Year over year, the decline in prices is almost general, excepted for transport equipment (+0.3 %) and food prices (0.0 %).

• Import price indices of industrial products: +0.1 % in November

Import prices were almost stable (+0.1 %, after -0.9 % in October). The rises of purchases prices of crude petroleum, transport equipment (+0.3 %), textiles (+0.4 %) and chemical products (+0.6 %) were balanced indeed by declines of prices for food products (-0.3 %) and refined petroleum products (-0.4 %).

Total Industry price indices



Source : INSEE

French Producer Price Indices in industry according to the market where the products are sold:

reference year: 2010

Levels A 10 and A 17 in CPF rev. 2, 2008	Weight	Nov.13	Change in %	
			In 1 month	In 1 year
French market				
BE:TOTAL INDUSTRY	1000	108.6	0.5	-0.6
(DE) Mining and quarrying, energy, water	226	115.6	2.4	1.0
CZ: Manufactured prod.	774	106.6	-0.1	-1.1
(C1) Food products, beverages, tobacco	196	110.5	-0.3	-0.2
(C2) Coke and refined petroleum products	49	128.5	-0.1	-8.0
(C3) Electrical & electronic equip., computers, mach.	53	102.1	-0.1	0.2
(C4) Transport equipment	80	102.9	-0.1	0.1
(C5) Other man. products	396	103.2	0.0	-0.8
Foreign markets				
BE:TOTAL INDUSTRY	1000	103.1	0.0	-1.2
CZ: Manufactured prod.	980	103.2	-0.1	-1.2
(C1) Food products, beverages, tobacco	100	111.0	-0.3	0.8
(C2) Coke and refined petroleum products	37	125.0	0.6	-5.8
(C3) Electrical & electronic equip., computers, mach.	194	97.7	0.0	-2.6
(C4) Transport equipment	252	103.5	0.0	0.4
(C5) Other man. products	397	101.8	-0.2	-1.4
All markets				
BE:TOTAL INDUSTRY	1000	106.8	0.3	-0.8
CZ: Manufactured prod.	845	105.2	-0.1	-1.1
(C1) Food products, beverages, tobacco	163	110.6	-0.3	0.0
(C2) Coke and refined petroleum products	45	127.6	0.1	-7.4
(C3) Electrical & electronic equip., computers, mach.	102	99.2	0.0	-1.6
(C4) Transport equipment	140	103.3	0.0	0.3
(C5) Other man. products	395	102.7	0.0	-1.0

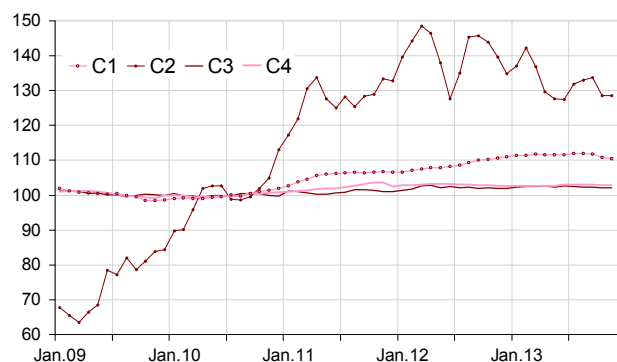
Import prices of industrial products

reference year: 2010

Levels A 10 and A 17 of nomenclature CPF rev. 2, 2008	Weight	Nov.13	Change en %	
			In 1 month	In 1 year
BE:TOTAL INDUSTRY	1000	105.9	0.1	-2.3
CZ: Manufactured prod.	s	103.6	0.1	-1.8
(C1) Food products, beverages, tobacco	69	114.1	-0.3	1.1
(C2) Coke and refined petroleum products	47	128.2	-0.4	-8.7
(C3) Electrical & electronic equip., computers, mach.	227	98.0	0.0	-1.2
(C4) Transport equipment	147	100.1	0.3	-0.2
(C5) Other manufactured products	s	103.7	0.2	-2.0

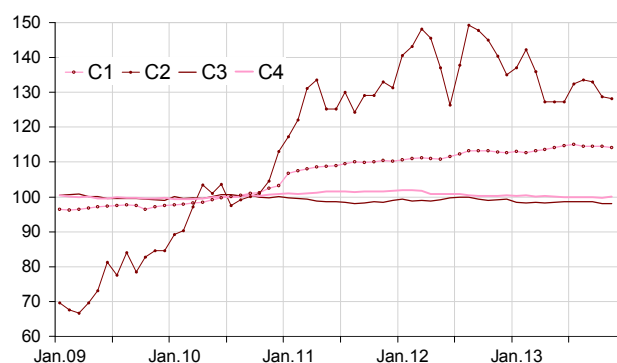
r: updated ; nd: non available ; s : confidential

Producer price indices of manufactured products sold on the french market



Source : INSEE

Import price indices of manufactured products



Source : INSEE

Revision of each index at total industry level

Revision of the monthly change (in %)

	Aug.13 / Jul.13	Sep.13 / Aug.13	Oct.13 / Sep.13
French producer prices in industry sold on:			
- the French market	//	//	-0.1
- the foreign markets	//	+0.1	-0.2
- all markets	//	//	//
Import prices of industrial products	-0.1	+0.1	-0.6 ⁽¹⁾

(1) Reading note: the change of the index between September 2013 and October 2013 published last month was equal to -0,3 %. It is updated to -0,9 % due to a late response of a provider; that is to say a revision of -0,6 %.

For more information about French PPI:

Producer and import price indices of industrial products are regulated by the European Regulation n°1165/98 on short-term statistics. They are annually chain-linked Laspeyres indices, with reference year 2010.

The French producer prices of industrial products sold on the French market presented here are "basic prices" in the sense of the national accounts, measuring the income of the producer (excluding VAT and taxes on products. and before deduction of any subsidies on the products). However. market price series (including non deductible taxes on the products. subsidies deducted) are also available. notably for the purpose of contract escalation. on BDM website : <http://www.bdm.insee.fr/>.

Import prices of industrial products are measured as much as possible according to the "CIF" concept (cost of insurance and freight included). i.e. valued at the French border. They are converted into Euros and therefore include exchange effects. All imports are taken into consideration, whether they are intra-group or not.

- Complementary data (backseries. methodology. webpages) can be accessed on: <http://www.insee.fr/fr/themes/info-rapide.asp?id=25>
- Historical data are available on the BDM : [G1430](#). [G1436](#). [G1427](#). [G1439](#) (respectively producer price indices on French market. on foreign markets. on all markets and import price indices).
- Contact: bureau-de-presse@insee.fr

Next publication: 31 01 2014 at 8.45 a.m.