

# Informations *Rapides*

5 juin 2014 - n° 131

Main indicators



## ■ ILO unemployment rate and labour market indicators: results of the Labour Force Survey in Q1 2014

### Unemployment rate was steady in Q1 2014

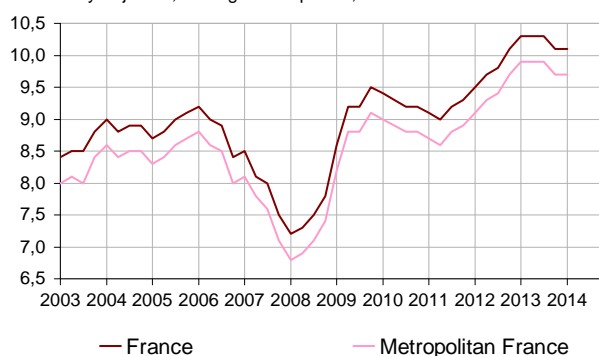
#### • Unemployment rate

##### **The unemployment rate was steady in Q1 2014 in metropolitan France**

In Q1 2014, the average ILO unemployment rate in metropolitan France and overseas departments stood at 10.1%. In **metropolitan France** only, with 2.8 million people, 9.7% of the active population was unemployed. The unemployment rate was steady q-o-q. Over a year, it decreased by 0.2 percentage points.

##### ILO-unemployment rate

seasonally adjusted, average over quarter, %



Estimation close to +/-0.3 point of the level of unemployment rate and of its quarterly variations  
Covers the population of people living in households, people aged 15 years or more  
Source: INSEE, Labour Force Survey

Among inactive people, 1.4 million wish to work but they are not considered as unemployed: they are part of the **unemployment's halo**. The number of people in the unemployment's halo rose by 55,000 in Q1 2014, and by 101,000 over the year.

##### Ilo-unemployment rate in metropolitan France

Seasonally adjusted, average over quarter

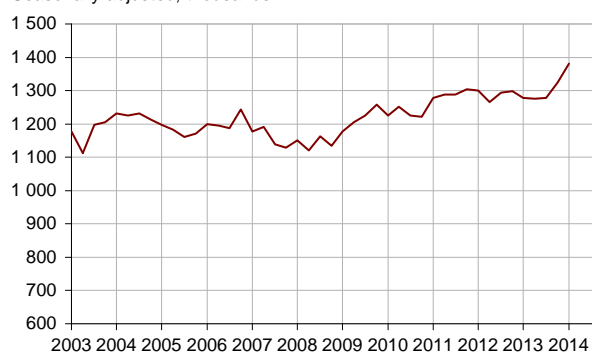
	ILO-unemployment rate (%)		Variation in point		Thousands 2014Q 1 (p)*
	2013 Q4	2014Q 1 (p)*	over quarter	over year	
<b>Total</b>	<b>9,7</b>	<b>9,7</b>	<b>0,0</b>	<b>-0,2</b>	<b>2 779</b>
15-24 years	22,7	22,9	0,2	-2,0	620
25-49 years	9,1	9,0	-0,1	-0,1	1 630
50 years and more	6,4	6,7	0,3	0,2	529
<b>Men</b>	<b>9,7</b>	<b>10,0</b>	<b>0,3</b>	<b>-0,1</b>	<b>1 487</b>
15-24 years	22,4	23,0	0,6	-1,9	342
25-49 years	9,1	9,4	0,3	0,3	876
50 years and more	6,4	6,7	0,3	-0,1	270
<b>Women</b>	<b>9,6</b>	<b>9,4</b>	<b>-0,2</b>	<b>-0,3</b>	<b>1 292</b>
15-24 years	23,0	22,7	-0,3	-2,1	278
25-49 years	9,2	8,7	-0,5	-0,4	755
50 years and more	6,4	6,8	0,4	0,5	259

\*(p) = provisional results

Covers the population of people living in households in metropolitan France, people aged 15 years or more  
Source: INSEE, Labour Force Survey

##### People in unemployment's halo

Seasonally adjusted, thousands



Covers the population of people living in households in metropolitan France, people aged 15 years or more  
Source: INSEE, Labour Force Survey

## • ILO employment and activity

The **employment rate** of the population aged 15-64 years increased by 0.1 percentage points in Q1 2014 and stood at 64.3%; over a year, it increased by 0.4 percentage points. The employment rate of the population aged 50-64 years increased most, by 0.4 percentage points q-o-q and by 0.9 percentage points y-o-y. The employment rate of the population aged 25-49 years was steady in Q1 2014 and for people aged 15-24 years, it increased by 0.1 percentage points.

The **activity rate** of people aged 15-64 increased by 0.2 percentage points in Q1 2014 (+0.3 percentage points y-o-y).

### ILO employment, unemployment and activity in the population aged 15-64 years

Seasonally adjusted, average over quarter

	% of people in the age group		Variation in point		Thousands (1)
	2013Q 4	2014Q 1 (p)*	Over quarter	Over year	2014Q 1 (p)*
<b>Employed people</b>	<b>64,2</b>	<b>64,3</b>	<b>0,1</b>	<b>0,4</b>	<b>25 588</b>
Men	67,7	67,7	0,0	-0,1	13 239
Women	60,7	61,0	0,3	0,9	12 349
15-24 years	28,5	28,6	0,1	0,2	2 091
25-49 years	80,8	80,8	0,0	0,2	16 393
50-64 years	57,9	58,3	0,4	0,9	7 104
<b>Unemployed persons</b>	<b>6,9</b>	<b>7,0</b>	<b>0,1</b>	<b>-0,1</b>	<b>2 774</b>
Men	7,3	7,6	0,3	0,0	1 485
Women	6,5	6,4	-0,1	-0,1	1 290
15-24 years	8,4	8,5	0,1	-0,9	620
25-49 years	8,1	8,0	-0,1	0,0	1 630
50-64 years	4,1	4,3	0,2	0,2	524
<b>Active people</b>	<b>71,1</b>	<b>71,3</b>	<b>0,2</b>	<b>0,3</b>	<b>28 362</b>
Men	75,0	75,3	0,3	-0,2	14 724
Women	67,3	67,4	0,1	0,8	13 639
15-24 years	36,9	37,1	0,2	-0,7	2 710
25-49 years	88,9	88,8	-0,1	0,2	18 024
50-64 years	62,0	62,6	0,6	1,1	7 628


\*(p) = provisional results

Covers the population of people living in households in metropolitan France, people aged 15 years or more

(1) those data cover the people who are 15-64 years old. They are a little bit different of the data in the previous table (which covers the total population).

Source: INSEE, Labour Force Survey

### For more information:

- An **unemployed person for the International Labour Office** (ILO) is a person of working age (15 years or more) who did not work, even one hour, during the reference week, who is available to work within two weeks and who looked actively for a job in the previous month (or has found a job which begins in three months). The **proportion of unemployed people within the total population** differs and is lower than the **unemployment rate**, which is the ratio between the number of unemployed people and the number of active people (employment + unemployment).
- The **employment rate** is the ratio between employed people and the total population.
- The **activity rate** is the ratio between active people (employed + unemployed) and the total population.
- The **unemployment's halo** is composed of inactive people who seek for a job but are not available, people who wish a job but don't seek one, being available or not.
- **Underemployment for the ILO** covers the people who have a part-time job, who wish to work more hours during the reference week, and who are available to do so, whether they are looking for a job or not (**unwanted part-time**). Are also included in underemployment the people who have unintentionally worked less than usually (slack work).
  - Some additional indicators are available on the internet (historical data, methodology...): see <http://www.insee.fr/fr/themes/info-rapide.asp?id=14>
  - Historical data are available on the BDM: [G1533](#), [G1534](#), [G1535](#), [G1536](#), [G1537](#), [G1539](#)
  - Press contact : [bureau-de-presse@insee.fr](mailto:bureau-de-presse@insee.fr)
  -  You can also follow us on [Twitter](#) @InseeFr

## Underemployment concerns 6.3% of employed people

In Q1 2014, 6.3% of the persons employed were **underemployed**, decreasing by 0.1 percentage points. Slack work stood at 0.2%.

The **unwanted part-time** picked up by 0.1 percentage points and stood at 6.1% of the employed (see *additional indicators on the internet*).

### ILO underemployment

Seasonally adjusted, average over quarter - Metropolitan France

	ILO underemployment rate (%)		Variation in point		Thousands
	2013 Q4	2014 Q 1 (p)*	Over a quarter	Over a year	2014 Q 1 (p)*
<b>Total</b>	<b>6,4</b>	<b>6,3</b>	<b>-0,1</b>	<b>-0,3</b>	<b>1 633</b>
Included : slack work	0,3	0,2	-0,1	-0,5	55
Men	3,2	3,0	-0,2	-0,9	405
Women	9,7	9,7	0,0	-0,3	1 228

\*(p) = provisional results

Covers the population of people living in households in metropolitan France, people aged 15 years or more

Source : INSEE, Labour Force Survey

## • Revision

The ILO unemployment rate of Q4 2013 is downgraded by 0.1 point with regard to the temporary publication of March 2014. In this quarter, besides the usual revisions, the weighting of the labour force survey was revised to include the results of the census 2011.

Next issue: September 4, 2014 07:30