

■ Services producer price indices– Second quarter 2014

In the second quarter 2014, slight rise in producer prices of services sold to French businesses

• SPPI, production sold to French businesses

In the second quarter of 2014, services producer prices sold to French businesses increased (+0.4% following 0.0% in the last quarter).

Prices for administrative and support services advanced significantly (+1.0% following 0.0%)...

The rise in prices for employment activities (+0.8% following 0.0%) was mainly due to significantly higher prices for temporary employment agency services (+1.0% following -0.1%) while prices for services provided by employment placement agencies and for other human resources provision services were unchanged (-0.1% and 0.0%, respectively). Prices for rental and leasing services remained stable this quarter (+0.1% following +0.5%).

... prices for transportation and storage services (+0.4% following +0.5%), professional, scientific and technical services (+0.4% following -0.2%), information and communication services (+0.3% following -0.7%) increased moderately...

Prices for road freight transport services remained steady (-0.1% following +0.2%), while prices for sea and coastal freight water transport services rose strongly (+2.3%, following -2.1%).

Prices for engineering services moved up (+0.7% following +0.1%). Prices for advertising services rallied (+0.5% following -2.2%), mainly prices for advertising spaces (+1.1% following -6.8 %).

Prices for IT services advanced slightly (+0.3% following -0.2%)

... but prices for real estate services fell sharply (-1.0% following 0.0%).

The significant decline in prices for renting services (-1.0% following 0.0%) was mainly due to lower rents for office spaces in Île-de-France.

• SPPI, production sold to households in France

Services producer price sold to households in France increased again (+0.5% following +0.8%), most notably passenger transport services (+2.0% following +0.5%).

• SPPI, production sold on foreign markets

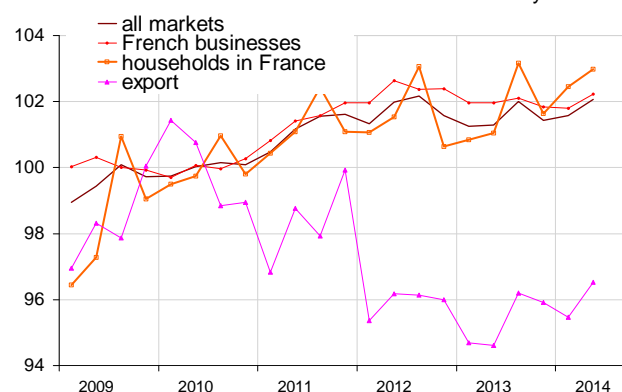
Services producer prices sold on foreign markets advanced significantly (+1.1% following -0.5%). The rise was particularly strong in prices for transportation and storage services (+2.0% following -1.7 %), mainly due to passenger transport services while the different types of freight transport services increased only moderately or declined.

• SPPI (all markets)

On all markets, services producer prices moved up in the second quarter of 2014 (+0.5% following +0.1%). Year-over-year they were also on the rise (+0.3%).

Producer price indices for all services

base and reference year: 2010



Source: Insee

Services producer price indices, by sectors:

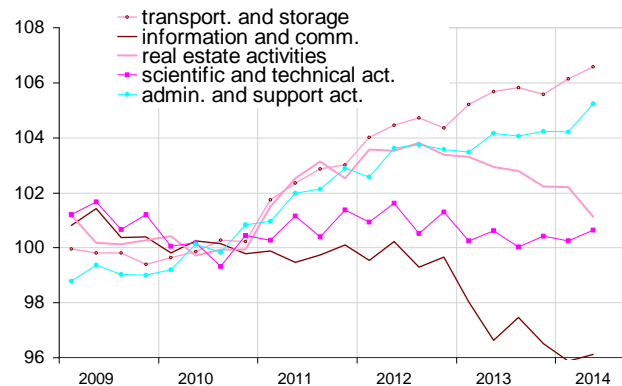
base and reference year: 2010

Sections and choices of levels in NAF rev.2		Weight	Indices 2014T02	Change in % Q/Q-1 Q/Q-4	
Prices of services sold to French businesses (BtoB)					
HN : all services	1000	102.2	0.4	0.2	
H : transport. and storage	187	106.6	0.4	0.9	
49.41 : freight trans. by road	65	105.9	-0.1	0.1	
J : information and comm.	222	96.1	0.3	-0.5	
62 : IT services	87	104.4	0.3	3.3	
L : real estate activities	100	101.1	-1.0	-1.7	
M : prof., scient. and tech.	200	100.6	0.4	0.0	
69 : legal and accounting	38	104.4	-0.1	1.0	
70.2 : management consult.	43	102.6	0.4	-0.3	
71.12 : engineering	64	99.2	0.7	0.1	
73.1 : advertising	26	96.1	0.5	-1.5	
N : administ. and support	260	105.2	1.0	1.0	
77.1 : renting of motor veh.	17	102.9	0.2	0.2	
77.3 : renting of mach.	30	103.0	0.1	0.6	
78 : employment activities	50	107.7	0.8	1.1	
81 : services to buildings and landscape activities	28	105.5	0.2	0.8	
S95 : repair of computers and person. and household goods	9	105.6	-0.4	-1.4	
Prices of services sold to households in France (BtoC)					
HN : all services	1000	103.0	1.3	2.1	
H : transport. and storage	168	106.9	2.5	3.7	
I : accomodation and food	337	108.2	2.8	3.2	
J : information and comm.	186	88.0	-1.8	-7.6	
L : real estate activities	177	105.0	0.9	1.6	
M : prof., scient. and tech.	71	102.8	0.0	2.2	
N : administ. and support	43	100.1	0.5	-2.8	
S95 : repair of computers and person. and household goods	18	108.3	0.5	0.6	
Export prices of services (BtoE)					
HN : all services	1000	96.5	1.1	2.0	
H : transport. and storage	473	96.8	2.0	4.1	
49.41 : freight transp. by road	64	107.1	-0.5	-0.1	
50.20 : sea and coast. freight	142	70.2	0.6	22.1	
50.40 : inland freight water	1	112.4	0.8	0.3	
51.21 : freight air transport	21	125.6	-1.8	-2.2	
53 : postal and courier serv.	13	114.1	3.2	3.2	
JB : telecommunications	51	60.1	-0.6	-5.2	
70.22 : busin. & mgt consult.	46	96.6	0.6	-1.4	
71.12 : engin. & tech. consult.	66	102.1	0.3	0.3	
Prices of services sold on all markets (BtoAll)					
HN : all services	1000	102.1	0.5	0.7	
H : transport. and storage	200	105.3	0.9	1.6	
I : accomodation and food	98	108.2	0.6	3.0	
J : information and comm.	208	93.8	0.0	-0.1	
L : real estate activities	113	102.7	-0.4	-0.7	
M : prof., scient. and tech.	167	100.8	0.3	0.0	
N : administ. and support	204	104.7	1.0	1.0	
S95 : repair of computers and person. and household goods	11	106.7	-0.2	-0.6	

Source : INSEE

Producer price indices of services sold to French businesses

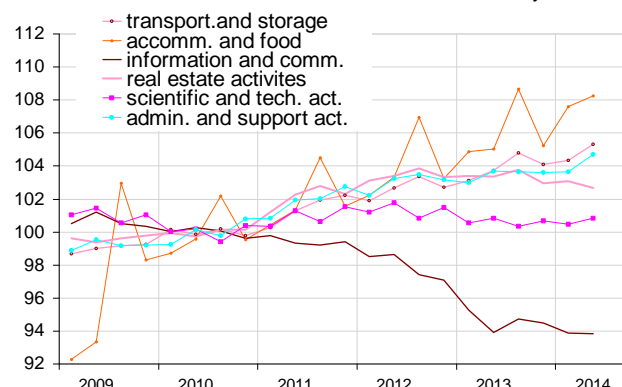
base and reference year: 2010



Source: Insee

Services producer price indices, all markets

base and reference year: 2010



Source: Insee

Measure of revision for each indicator at the HN 'all services' level

Revision (in percentage point)

Services producer price indices	2014Q01 / 2013Q04
- services sold to all markets	//
- services sold to French businesses	//
- services sold to consumers in France	//
- export of services	0.5 ⁽¹⁾

(1) Reading note : the change in export price development between 2013Q04 and 2014Q01 published at the end of May was -1.0%. It has been revised at -0.5% ; that is to say a revision of +0.5 point. This revision was mainly due to the late receipt of administrative data in the telecommunication services.

For more information:

The services producer price indices measure the changes in transaction prices, excluding VAT, for services sold by French enterprises. They are calculated by markets and by products. The services producer price indices for the production sold to French businesses (« BtoB »), more exactly to legal entities established in France (including the general government sector, French affiliates of foreign groups, etc.), are regulated by the European regulation n 1165/98 on short-term statistics. The « STS package 2017 » project aims at developing services producer price indices for the production sold on all markets (« BtoAll »), on a large scope of the classification of activities (sections H, I, J, L, M and N), by including production sold to households in France (« BtoC »), and sold on foreign markets (« BtoE »).

The survey « Observation des Prix de l'Industrie et des Services » is the main source for these indices: it covers 59 % (in value in 2010) of the markets and classes of products. 19 % are derived from consumer price indices. The 22 % left are imputed by close price indicators (from an other market or an other class of products).

Regarding the SPPI for the production sold to French businesses, two notions are distinguished : producer prices by branch of activity at basic prices (including intra-group transactions, sometimes notion of « net production ») and selling prices by product at market prices to be used in contract escalation (excluding intra-group transactions, sometimes notion of « gross sales »).

The indices are calculated and published in reference 2010 and are Laspeyres chain-linked.

- Supplementary data (historical data, methodology, related web pages...) can be found on the following page: <http://www.insee.fr/en/themes/info-rapide.asp?id=100>
- Historical data: [G1453](#), [G1459](#), [G1462](#), [G1450](#)
- Follow us on Twitter @InseeFr_News (https://twitter.com/InseeFr_News)
- Press contact: bureau-de-presse@insee.fr

Next publication : 28 11 2014 at 12:00 p.m.