

# Informations *Rapides*

31 janvier 2014 - n° 30

Main Indicators



## ■ Producer and Import Price Indices in industry – December 2013

### In December, stability of prices on all markets

#### • Producer price indices in French industry

##### FRENCH MARKET: +0.5 % in December

In December, French producer prices in industry for French market increased slightly (+0.2 %, after +0.5 % in November). Except for the rise in prices for refined petroleum products, the movements were globally insignificant.

##### *Prices for refined petroleum products rallied...*

Prices for refined petroleum recovered in December (+1.3 % following -0.1 % and -3.9 %, respectively in November and October). The price for Brent crude sourced from the North Sea rose less significantly in euro terms than in dollar terms due to the appreciation of the euro against the dollar (+1.1 % against +2.8 %).

##### *Food prices stabilized....*

Food prices were almost unchanged (+0.1 % after -0.2 %). Prices for processed and preserved meats(+0.2 %) and for dairy products (+0.3 %) moved up slightly.

##### *...while prices for computer and electrical products dipped slightly...*

Prices for computer and electrical equipment dropped a little (-0.2 %). The decline in prices was significant only for electronic components (-1.6 %), and more moderate for electronic wires and cables (-0.7 %).

##### *... and prices for "other manufactured products" were stable on the whole*

However the overall stability of prices for "other manufactured products" (+0.1 %) hid contrasted movements. Prices for textiles and wearing apparel moved down (-0.5 %), whereas prices for chemical products advanced (+0.7 %), most notably for organic basic chemicals (+3.4 %), driven by the prices for oil and some other raw materials.

#### FOREIGN MARKETS: +0.0% in December

Producer prices of French industrial products sold on foreign markets were again unchanged (0.0 % as in November). Except for textiles (+0.6 %) and the wood-paper industry (-0.7 %), prices were stable overall .

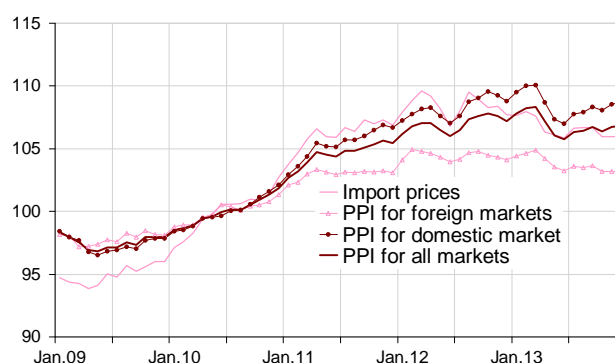
#### ALL MARKETS: +0.1 % in December

On all markets, prices were almost unchanged (+0.1 % after +0.3 % in November). Year over year, the decline was significant in prices for refined petroleum products (-3.3 %) and for computer equipment (-1.8 %), less so for "other manufactured products" (-0.8 %). Prices for transport equipment (0.0 %) and food prices (+0.1 %) were particularly stable year over year.

#### • Import price indices of industrial products: 0.0 % in December

Import prices were also unchanged (0.0 % as in November). Indeed, the moderate rise in prices for oil refinery (+1.2 %) and in purchase prices for crude oil, was offset by the decline in prices for repair and installation services of machinery and equipment (-0.8 %).

Total Industry price indices



Source : INSEE

## French Producer Price Indices in industry according to the market where the products are sold:

reference year: 2010

Levels A 10 and A 17 in CPF rev. 2, 2008	Weight	Dec.13	Change in %	
			In 1 month	In 1 year
French market				
BE:TOTAL INDUSTRY	1000	108.7	0.2	0.0
(DE) Mining and quarrying, energy, water	226	115.8	0.2	2.1
CZ: Manufactured prod.	774	106.6	0.2	-0.7
(C1) Food products, beverages, tobacco	196	110.6	0.1	-0.4
(C2) Coke and refined petroleum products	49	130.1	1.3	-3.5
(C3) Electrical & electronic equip., computers, mach.	53	101.9	-0.2	0.0
(C4) Transport equipment	80	103.0	0.1	0.3
(C5) Other man. products	396	103.1	0.1	-0.7
Foreign markets				
BE:TOTAL INDUSTRY	1000	103.2	0.0	-0.9
CZ: Manufactured prod.	980	103.2	0.0	-0.9
(C1) Food products, beverages, tobacco	100	111.6	0.0	1.9
(C2) Coke and refined petroleum products	37	125.2	0.2	-2.9
(C3) Electrical & electronic equip., computers, mach.	194	97.9	0.2	-2.7
(C4) Transport equipment	252	103.4	-0.1	-0.1
(C5) Other man. products	397	101.8	-0.1	-1.1
All markets				
BE:TOTAL INDUSTRY	1000	106.9	0.1	-0.3
CZ: Manufactured prod.	845	105.3	0.1	-0.8
(C1) Food products, beverages, tobacco	163	110.8	0.1	0.1
(C2) Coke and refined petroleum products	45	128.8	1.0	-3.3
(C3) Electrical & electronic equip., computers, mach.	102	99.2	0.1	-1.8
(C4) Transport equipment	140	103.3	0.0	0.0
(C5) Other man. products	395	102.6	0.0	-0.8

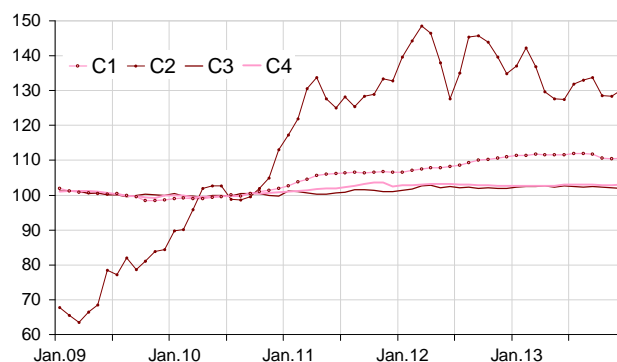
### Import prices of industrial products

reference year: 2010

Levels A 10 and A 17 of nomenclature CPF rev. 2, 2008	Weight	Dec.13	Change en %	
			In 1 month	In 1 year
<b>BE:TOTAL INDUSTRY</b>	<b>1000</b>	<b>106.0</b>	<b>0.0</b>	<b>-1.6</b>
CZ: Manufactured prod.	s	103.8	0.0	-1.2
(C1) Food products, beverages, tobacco	69	113.9	-0.1	1.2
(C2) Coke and refined petroleum products	47	129.7	1.2	-3.9
(C3) Electrical & electronic equip., computers, mach.	227	99.2	0.1	-0.2
(C4) Transport equipment	147	99.9	0.1	-0.5
(C5) Other manufactured products	s	103.2	-0.3	-2.0

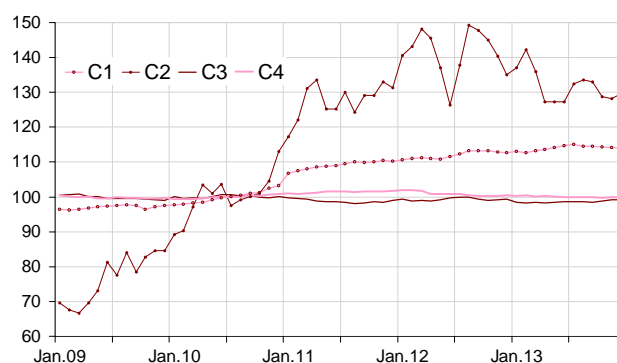
r: updated ; nd: non available ; s : confidential

## Producer price indices of manufactured products sold on the french market



Source : INSEE

## Import price indices of manufactured products



Source : INSEE

## Revision of each index at total industry level

Revision of the monthly change (in %)

	Sep.13 / Aug.13	Oct.13 / Sep.13	Nov.13 / Oct.13
<b>French producer prices in industry sold on:</b>			
- the French market	//	+0.1	//
- the foreign markets	//	//	//
- all markets	+0.1	//	//
<b>Import prices of industrial products</b>	-0.1	+0.2 <sup>(1)</sup>	-0.1

(1) Reading note: the change of the index between September and October 2013 published last month was equal to -0.9 %. It is updated to -0.7 %; that is to say a revision of +0.2 %.

## For more information about French PPI:

Producer and import price indices of industrial products are regulated by the European Regulation n°1165/98 on short-term statistics. They are annually chain-linked Laspeyres indices, with reference year 2010.

The French producer prices of industrial products sold on the French market presented here are "basic prices" in the sense of the national accounts, measuring the income of the producer (excluding VAT and taxes on products, and before deduction of any subsidies on the products). However, market price series (including non deductible taxes on the products, subsidies deducted) are also available, notably for the purpose of contract escalation. on BDM website : <http://www.bdm.insee.fr/>.

Import prices of industrial products are measured as much as possible according to the "CIF" concept (cost of insurance and freight included). i.e. valued at the French border. They are converted into Euros and therefore include exchange effects. All imports are taken into consideration, whether they are intra-group or not.

- Complementary data (backseries, methodology, webpages) can be accessed on: <http://www.insee.fr/fr/themes/info-rapide.asp?id=25>
- Historical data are available on the BDM : [G1430](#), [G1436](#), [G1427](#), [G1439](#) (respectively producer price indices on French market, on foreign markets, on all markets and import price indices).
- Contact: [bureau-de-presse@insee.fr](mailto:bureau-de-presse@insee.fr)

Next publication: 28 02 2014 at 8.45 a.m.