

# Informations *Rapides*

28 mai 2014 - n° 124

**Main Indicators**



## ■ Producer and Import Price Indices in industry – April 2014

### **In April, prices were almost unchanged on all markets**

#### • **Producer price indices in French industry**

##### **FRENCH MARKET: -0.1 % in April**

In April, French producer prices in industry for French market leveled off (-0.1 % after -0.4 %). Energy prices fell again, most notably electricity and gas prices (-1.3 % after -1.2 %), food prices moved up, while prices for other industrial products were almost unchanged overall.

##### **Energy prices dropped again**

Prices for electricity (-0.9 %) and gas (-2.7 %) moved down for the fourth consecutive month.

Prices for refined petroleum products dipped slightly (-0.2 % after -1.9 %), driven by the price for Brent crude sourced from the North Sea (+0.2 % in euros). The significant fall in prices for some petroleum products (kerosene, bitumen,...) offset the strong increase in unleaded premium gas (+2.7 %).

##### **Food prices increased**

Food prices advanced in April (+0.5 % after +0.1 % in March and +0.0 % in February). The increase in meat prices was significant (+3.4 % after +0.4 % in March), partly reflecting the seasonal rise in prices for swine meat and certain beef meat parts. Prices for dairy products moved up for the second month in a row (+0.6 % after +0.9 % in March), while, conversely, prices for bakery products dropped for the third month in a row.

##### **Prices for most "other manufactured products" were unchanged**

The rise in prices for chemical products (+0.4 %) due to higher ethylene prices was indeed offset by the fall in prices for pharmaceutical products (-0.9 %), most notably medicaments (-1.2 %).

##### **FOREIGN MARKETS: +0.1% in April**

Producer prices of French industrial products sold on foreign markets were almost unchanged (+0.1 % after -0.2 % in March). While prices for refined petroleum products increased (+3.1 % after +1.3 % in March), mostly driven by prices for medium petroleum oils, electricity prices plunged (-12.4 % after +4.5 %), whereas food prices (+0.4 %) and prices for electrical and electronic equipment (+0.3 %) moved up.

##### **ALL MARKETS: -0.1 % in April**

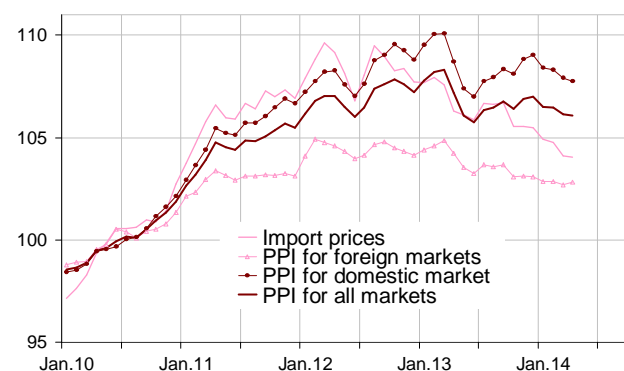
On all markets, prices were almost unchanged in April (-0.1 % after -0.3 % in March). Year over year, only food prices and prices for transport equipment were unchanged, while prices for the other products fell significantly.

#### • **Import price indices of industrial products: -0.1 % in April**

Import prices also leveled off (-0.1 % after -0.6 % in March). Buying prices for refined petroleum products and crude oil rose moderately, following a significant fall in March, while prices for textiles and metals moved down (-0.4 % in both cases).

##### **Total Industry price indices**

reference year : 2010



Source : Insee

## French Producer Price Indices in industry according to the market where the products are sold:

reference year: 2010

Levels A 10 and A 17 in CPF rev. 2, 2008	Weight	Apr.14	Change in %	
			In 1 month	In 1 year
French market				
BE:TOTAL INDUSTRY	1000	107.7	-0.1	-0.9
(DE) Mining and quarrying, energy, water	226	112.2	-0.9	-1.0
CZ: Manufactured prod.	774	106.4	0.1	-0.8
(C1) Food products, beverages, tobacco	196	111.2	0.5	-0.3
(C2) Coke and refined petroleum products	49	124.6	-0.2	-3.9
(C3) Electrical & electronic equip., computers, mach.	53	101.7	-0.2	-0.9
(C4) Transport equipment	80	103.0	0.0	0.3
(C5) Other man. products	396	103.0	0.0	-0.9
Foreign markets				
BE:TOTAL INDUSTRY	1000	102.8	0.1	-1.3
CZ: Manufactured prod.	980	103.1	0.2	-1.1
(C1) Food products, beverages, tobacco	100	112.9	0.4	1.7
(C2) Coke and refined petroleum products	37	126.4	3.1	-1.5
(C3) Electrical & electronic equip., computers, mach.	194	97.5	0.3	-2.0
(C4) Transport equipment	252	103.6	-0.1	-0.1
(C5) Other man. products	397	101.2	0.0	-2.1
All markets				
BE:TOTAL INDUSTRY	1000	106.1	-0.1	-1.0
CZ: Manufactured prod.	845	105.1	0.2	-1.0
(C1) Food products, beverages, tobacco	163	111.6	0.4	0.1
(C2) Coke and refined petroleum products	45	125.2	0.7	-3.2
(C3) Electrical & electronic equip., computers, mach.	102	98.9	0.1	-1.6
(C4) Transport equipment	140	103.4	0.0	0.0
(C5) Other man. products	395	102.4	0.0	-1.3

### Import prices of industrial products

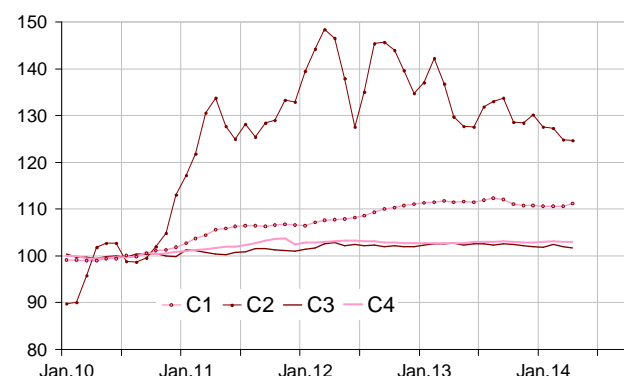
reference year: 2010

Levels A 10 and A 17 of nomenclature CPF rev. 2, 2008	Weight	Apr.14	Change in %	
			In 1 month	In 1 year
<b>BE:TOTAL INDUSTRY</b>	<b>1000</b>	<b>104.0</b>	<b>-0.1</b>	<b>-2.1</b>
CZ: Manufactured prod.	s	102.3	0.0	-1.8
(C1) Food products, beverages, tobacco	69	113.7	0.2	0.2
(C2) Coke and refined petroleum products	47	125.3	0.8	-1.5
(C3) Electrical & electronic equip., computers, mach.	227	96.8	0.1	-1.6
(C4) Transport equipment	147	99.4	0.0	-0.8
(C5) Other manufactured products	s	102.1	-0.1	-2.7

r: updated ; nd: non available ; s : confidential -Source : Insee

## Producer price indices of manufactured products sold on the french market

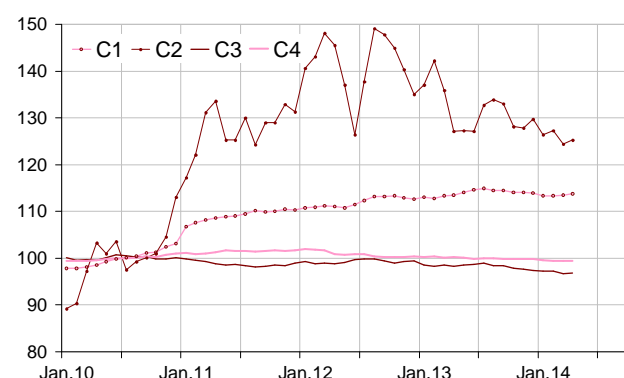
reference year : 2010



Source : Insee

## Import price indices of manufactured products

reference year : 2010



Source : Insee

## Revision of each index at total industry level

Revision of the monthly change (in %)

	Jan.14 / Dec.13	Feb.14 / Jan.14	Mar.14 / Feb.14
French producer prices in industry sold on:			
- the French market	//	//	//
- the foreign markets	//	//	//
- all markets	//	-0.1	+0.1 <sup>(1)</sup>
Import prices of industrial products	-0.1	//	//

(1) Reading note: the evolution of the index between January 2014 and February 2014 published last month was equal to -0.4 %. It is updated to -0.3 %; that is to say a revision of +0.1 %.

## For more information about French PPI:

Producer and import price indices of industrial products are regulated by the European Regulation n°1165/98 on short-term statistics. They are annually chain-linked Laspeyres indices, with reference year 2010.

The French producer prices of industrial products sold on the French market presented here are "basic prices" in the sense of the national accounts, measuring the income of the producer (excluding VAT and taxes on products, and before deduction of any subsidies on the products). However, market price series (including non deductible taxes on the products, subsidies deducted) are also available, notably for the purpose of contract escalation, on BDM website : <http://www.bdm.insee.fr/>.

Import prices of industrial products are measured as much as possible according to the "CIF" concept (cost of insurance and freight included). i.e. valued at the French border. They are converted into Euros and therefore include exchange effects. All imports are taken into consideration, whether they are intra-group or not.

- Complementary data (backseries, methodology, webpages) can be accessed on: <http://www.insee.fr/fr/themes/info-rapide.asp?id=25>
- Historical data are available on the BDM : [G1430](#), [G1436](#), [G1427](#), [G1439](#) (respectively producer price indices on French market, on foreign markets, on all markets and import price indices).
- Contact: [bureau-de-presse@insee.fr](mailto:bureau-de-presse@insee.fr)

Next publication: 27 06 2014 at 8.45 a.m.