

Informations *Rapides*



29 juillet 2011 - n° 194 **CONJONCTURE**
Main Indicators

■ Producer and Import Price Indices in industry – June 2011

In June 2011, industrial prices were stable

• Producer price indices in French industry

FRENCH MARKET: -0.1 % in June

In June, French producer prices in industry on the French market were globally stable (-0.1 %), after a marked withdraw in May (-0.5 %). The decline of petroleum products prices was indeed smaller in June and other industrial products prices progressed only moderately, or were stable.

The decline of petroleum products prices went on
Prices of petroleum products moved back by 2.2 % in June (-4.6 % in May). The fall of Brent Crude oil spot dimmed (-1.0 % in dollar, -1.4 % in euro).

Food products prices increased moderately...

In June, food products prices increased like in May by 0.4 %. Dairy and cheese products (+1.3 %) and cocoa, chocolate and sugar confectionery (+0.8 %) are the products whose prices move up, while processed and preserved meat prices fell again (-1.2 %), after four consecutive months of increase.

... as prices of electrical and electronic equipments, computers and machinery...

In June, prices of electrical and electronic equipments, computers and machinery grew by 0.3 %, after two months of decline. Prices of electronic components and boards (+2.1 %) contributed to this change.

... while prices of "other manufactured products" were stable

"Other manufactured products" prices, oriented upwards for several months, were stable. Prices of chemicals, rising since November 2010, withdrew (-1.1 %) as prices of wood and paper products; printing and reproduction of recorded media (-0.9 %).

FOREIGN MARKETS: -0.1 % in June

Producer prices of French industrial products sold on foreign markets were stable in June (-0.1% after -0.2 % in May). Food products prices moved up, notably dairy and cheese products (+1.8 %), while refined petroleum products were falling for the second consecutive month (-2.8 % after -4.6 %).

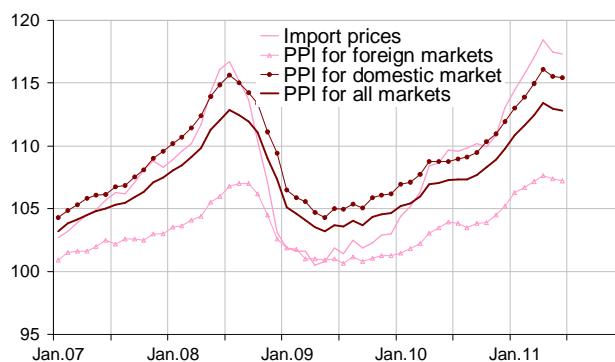
ALL MARKETS: -0.1 % in June

On all markets, producer prices of French industrial products were almost stable (-0.1 %) after a decline in May (-0.4 %). Year-on-year, the global increase was by 5.2 % ; for food products only, it reached +7.3 % and +21.2 % for refined petroleum products.

• Import prices indices of industrial products: -0.1 % in June

The imported industrial products prices were stable (-0.1 %), after having withdrawn by 0.9 % in May. The decline of petroleum products prices dimmed markedly and prices of other products were stable or slightly decreasing.

Total Industry price indices



Source : INSEE

French Producer Price Indices in industry according to the market where the products are sold:

base and reference year: 2005

Levels A 10 and A 17 in CPF rev. 2, 2008	Weight	Jun.11	Change in %	
			In 1 month	In 1 year
French market				
BE:TOTAL INDUSTRY	1000	115.4	-0.1	6.1
(DE) Mining and quarrying, energy, water	130	126.9	-0.2	7.3
CZ: Manufactured prod.	870	113.7	-0.1	5.9
(C1) Food products, beverages, tobacco	188	110.3	0.4	7.3
(C2) Coke and refined petroleum products	70	149.9	-2.2	21.6
(C3) Electrical & electronic equip., computers, mach.	92	109.6	0.3	1.1
(C4) Transport equipment	79	105.9	0.4	1.8
(C5) Other man. products	441	111.6	0.0	4.2
Foreign markets				
BE:TOTAL INDUSTRY	1000	107.2	-0.1	3.2
CZ: Manufactured prod.	s	106.7	0.0	3.0
(C1) Food products, beverages, tobacco	82	117.4	0.8	7.7
(C2) Coke and refined petroleum products	25	200.1	-2.8	19.4
(C3) Electrical & electronic equip., computers, mach.	202	96.3	-0.4	0.5
(C4) Transport equipment	211	100.1	0.3	-0.1
(C5) Other man. products	s	107.3	0.1	3.0
All markets				
BE:TOTAL INDUSTRY	1000	112.8	-0.1	5.2
CZ: Manufactured prod.	s	111.3	-0.1	4.9
(C1) Food products, beverages, tobacco	154	111.5	0.5	7.3
(C2) Coke and refined petroleum products	56	156.9	-2.3	21.2
(C3) Electrical & electronic equip., computers, mach.	127	102.9	0.0	0.8
(C4) Transport equipment	121	102.7	0.4	0.8
(C5) Other man. products	s	110.2	0.0	3.8

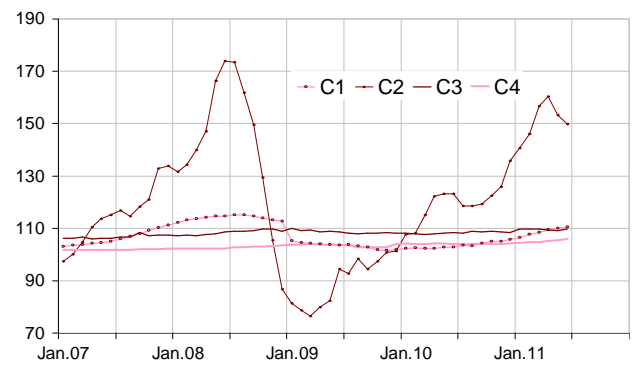
Import prices of industrial products

base and reference year: 2005

Levels A 10 and A 17 of nomenclature CPF rev. 2, 2008	Weight	Jun.11	Change en %	
			In 1 month	In 1 year
BE:TOTAL INDUSTRY	1000	117.3	-0.1	7.0
CZ: Manufactured prod.	s	108.9	0.0	4.0
(C1) Food products, beverages, tobacco	69	124.8	-0.2	8.5
(C2) Coke and refined petroleum products	41	152.5	-0.8	19.9
(C3) Electrical & electronic equip., computers, mach.	210	93.6	0.1	-1.8
(C4) Transport equipment	133	101.6	0.1	1.1
(C5) Other manufactured products	s	111.9	0.1	4.7

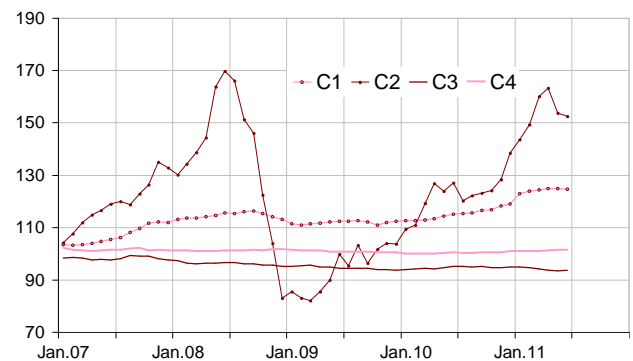
r: updated ; nd: non available ; s : confidential

Producer price indices of manufactured products sold on the french market



Source : INSEE

Import price indices of manufactured products



Source : INSEE

Revision of each index at total industry level

Revision of the monthly change (in %)

	Mar.11 / Feb.11	Apr.11 / Mar.11	May 11 / Apr.11
French producer prices in industry sold on:			
- the French market	//	+0.2	//
- the foreign markets	+0.1	+0.1	//
- all markets	//	+0.1	//
Import prices of industrial products	//	+0.1	+0.1 ⁽¹⁾

(1) Reading note: the evolution of the index between Apr.11 and May 11 published last month was equal to -0.9 %. It is updated to -0.8 %; that is to say a revision of +0.1 %.

To know more about French PPI:

- French producer price indices of industrial products sold on the French market are measured at basic prices (excluding VAT and taxes on products, and before deduction of any subsidies on the products), base and reference 100 in 2005, in accordance with European Regulation n°165/98. However, purchaser price series (including non deductible taxes on the products, subsidies deducted) are also available, notably for the purpose of contract escalation, on BDM website : <http://www.bdm.insee.fr/>, which has replaced since December 2010 Indices Pro website : <http://indicespro.insee.fr/>. For this purpose, linking coefficients between former and new series are provided on the new website, as on the old one.
- French producer price indices of industrial products sold on the foreign markets are converted into Euros and therefore include exchange rate effects. All exports are taken into consideration, whether they are intra-group or not.
- By combination of these two indices, French producer price indices on all markets are obtained.
- Import prices of industrial products are measured as much as possible according to the "CIF" concept (cost of insurance and freight included), i.e. valued at the French border. They are converted into Euros and therefore include exchange effects. All imports are taken into consideration, whether they are intra-group or not.
 - Complementary data (backseries, methodology, webpages) can be accessed on: <http://www.insee.fr/fr/themes/info-rapide.asp?id=25>
 - Historical data are available on the BDM : [G966](#), [G970](#), [G973](#), [G976](#) (respectively producer price indices on French market, on foreign market, on all markets and import price indices).
 - Contact: bureau-de-presse@insee.fr

Next publication: 30 09 2011 at 8.45 a.m.