

# Informations *Rapides*



31 mai 2011 - n°135 **CONJONCTURE**

**Main Indicators**

## ■ Producer and Import Price Indices in industry – April 2011

### **In April 2011, sustained growth of energetic products prices**

#### • **Producer price indices in French industry**

##### **FRENCH MARKET: +0.8 % in April**

In April, French producer prices in industry on the French market kept on increasing: +0.8 %, after +0.9 % in March and +0.8 % in February. However, this month, the growth of prices resulted from a more global increase of energetic products prices, petroleum products prices growing less fast.

##### **Energetic products prices contributed to the increase...**

Prices of electricity, gas, steam and air conditioning supply rised globally by +2.5 %, pushed by the increase of distribution of gaseous fuels through mains in April, by +7.4 %.

##### **... while the growth of refined petroleum products prices was less fast...**

Prices of refined petroleum products rised by +2.4 % in April, after growths by +4.7 % and +7.2 % respectively in February and March, in line with an ininterrupted increase of Brent Crude oil spot (+18.6 % on the last three months, in euro).

##### **...and food products and "other manufactured products" prices increased, too**

Food products prices progressed again, by +0.8 %, after +0.7 % and +1.1 % respectively in February and March. The price of meat was still oriented upwards (+2.8 % for preserved meat and meat products and +0.8 % for processed and preserved poultry meat), as beverages prices (+0.9 % for wine). With the exception of pharmaceuticals (-0.4 %) and repair and installation (-0.8 %), "other manufactured products" prices increased, too, notably chemicals (+2.6 % for fertilizers and nitrogen compounds), and basic metals (+0.6 %), pushed by international rates of raw materials.

##### **FOREIGN MARKETS: +0.3 % in April**

French producer prices in industry on the foreign markets increased more moderately in April than in March, respectively by +0.3 % after +0.5 %. The rise of manufactured products prices was indeed globally more moderate, notably this of refined petroleum products prices (+4.7 % after +8.6 %).

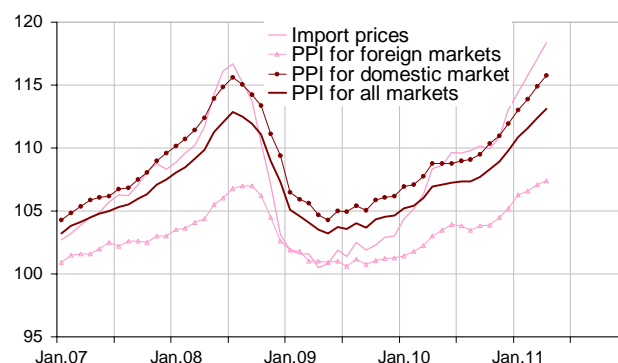
##### **ALL MARKETS: +0.6 % in April**

On all markets, the rise of industrial products prices was by 0.6 % in April. Year-on-year, the increase was by 5.8 % for the whole, and these prices on all markets overtook slightly their previous summit, in July 2008.

#### • **Import prices indices of industrial products: +1.1 % in April**

The imported industrial products prices recorded a new marked increase by +1.1 %, equal to this of March. Prices of imported crude petroleum were still rising, as these of refined petroleum products (+2.2 %), chemicals (+1.6 %) and basic metals (+0.8 %).

##### **Total Industry price indices**



Source : INSEE

## French Producer Price Indices in industry according to the market where the products are sold:

base and reference year: 2005

Levels A 10 and A 17 in CPF rev. 2, 2008	Weight	Apr.11	Change in %	
			In 1 month	In 1 year
French market				
BE:TOTAL INDUSTRY	1000	115.8	0.8	6.4
(DE) Mining and quarrying, energy, water	130	129.6	2.1	6.9
CZ: Manufactured prod.	870	113.7	0.5	6.4
(C1) Food products, beverages, tobacco	188	109.2	0.8	6.7
(C2) Coke and refined petroleum products	70	160.5	2.4	31.2
(C3) Electrical & electronic equip., computers, mach.	92	109.5	-0.4	1.5
(C4) Transport equipment	79	105.3	0.4	1.0
(C5) Other man. products	441	110.6	0.2	3.6
Foreign markets				
BE:TOTAL INDUSTRY	1000	107.4	0.3	4.3
CZ: Manufactured prod.	s	106.7	0.4	4.0
(C1) Food products, beverages, tobacco	82	116.5	0.7	8.9
(C2) Coke and refined petroleum products	25	215.9	4.7	26.1
(C3) Electrical & electronic equip., computers, mach.	202	96.5	-0.3	0.6
(C4) Transport equipment	211	99.6	0.0	0.4
(C5) Other man. products	s	106.9	0.2	4.2
All markets				
BE:TOTAL INDUSTRY	1000	113.1	0.6	5.8
CZ: Manufactured prod.	s	111.3	0.5	5.6
(C1) Food products, beverages, tobacco	154	110.5	0.8	7.1
(C2) Coke and refined petroleum products	56	168.2	2.8	30.3
(C3) Electrical & electronic equip., computers, mach.	127	102.9	-0.3	1.0
(C4) Transport equipment	121	102.2	0.2	0.7
(C5) Other man. products	s	109.4	0.2	3.8

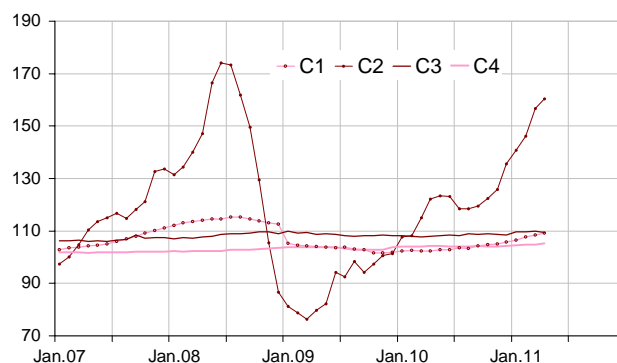
### Import prices of industrial products

base and reference year: 2005

Levels A 10 and A 17 of nomenclature CPF rev. 2, 2008	Weight	Apr.11	Change en %	
			In 1 month	In 1 year
<b>BE:TOTAL INDUSTRY</b>	<b>1000</b>	<b>118.4</b>	<b>1.1</b>	<b>9.2</b>
CZ: Manufactured prod.	s	109.1	0.4	5.6
(C1) Food products, beverages, tobacco	69	124.9	0.4	10.3
(C2) Coke and refined petroleum products	41	163.8	2.2	29.1
(C3) Electrical & electronic equip., computers, mach.	210	94.2	-0.3	0.0
(C4) Transport equipment	133	101.2	0.0	1.1
(C5) Other manufactured products	s	111.1	0.6	5.9

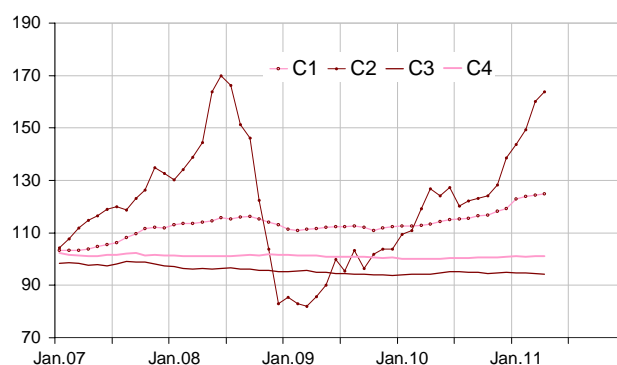
r: updated ; nd: non available ; s : confidential

## Producer price indices of manufactured products sold on the french market



Source : INSEE

### Import price indices of manufactured products



Source : INSEE

### Revision of each index at total industry level

Revision of the monthly change (in %)

	Jan.11 / Dec.10	Feb.11 / Jan.11	Mar.11 / Feb.11
<b>French producer prices in industry sold on:</b>			
- the French market	-0.1	//	//
- the foreign markets	//	//	-0.1
- all markets	//	//	-0.1
<b>Import prices of industrial products</b>	//	//	-0.5 <sup>(1)</sup>

(1) Reading note: the evolution of the index between Feb.11 and Mar.11 published last month was equal to 1,6 %. It is updated to 1,1 %; that is to say a revision of -0,5 %.

### To know more about French PPI:

- French producer price indices of industrial products sold on the French market are measured at basic prices (excluding VAT and taxes on products, and before deduction of any subsidies on the products), base and reference 100 in 2005, in accordance with European Regulation n°1165/98. However, purchaser price series (including non deductible taxes on the products, subsidies deducted) are also available, notably for the purpose of contract escalation, on BDM website : <http://www.bdm.insee.fr/>, which has replaced since December 2010 Indices Pro website : <http://indicespro.insee.fr>. For this purpose, linking coefficients between former and new series are provided on the new website, as on the old one.

- French producer price indices of industrial products sold on the foreign markets are converted into Euros and therefore include exchange rate effects. All exports are taken into consideration, whether they are intra-group or not.

- By combination of these two indices, French producer price indices on all markets are obtained.

- Import prices of industrial products are measured as much as possible according to the "CIF" concept (cost of insurance and freight included), i.e. valued at the French border. They are converted into Euros and therefore include exchange effects. All imports are taken into consideration, whether they are intra-group or not.

- Complementary data (backseries, methodology, webpages) can be accessed on: <http://www.insee.fr/fr/themes/info-rapide.asp?id=25>

- Historical data are available on the BDM : [G966](#), [G970](#), [G973](#), [G976](#) (respectively producer price indices on French market, on foreign market, on all markets and import price indices).

- Contact: [bureau-de-presse@insee.fr](mailto:bureau-de-presse@insee.fr)

Next publication: 30 06 2011 at 8.45 a.m.