

# Informations *Rapides*



28 février 2011 - n° 53 **CONJONCTURE**

**Main Indicators**

## ■ Producer and Import Price Indices in industry – January 2011

### **In January 2011, industrial prices kept on increasing notably**

#### • **Producer price indices in French industry**

##### **FRENCH MARKET: +0.9 % in January**

French producer prices in industry on the French market progressed in January as in December by 0.9 %. For the fourth successive month, the rises were notable. This month, the growth of the "other manufactured products" contributed more to the total, the petroleum products prices less.

##### **Refined petroleum products prices kept on increasing, but twice less fast than in December.**

Refined petroleum products prices raised in January by 3.7 %, after the strong change (+7.9 %) recorded in December. The Brent still grew, but on a pace decelerated by the recovery of euro vs. dollar (+4.0 % in euro vs. +5.1 % in dollar). Prices of all refined petroleum products moved up, notably diesel oil (+4.1 %).

##### **Food products prices increased...**

Food products prices progressed for the second successive month by +0.5 % in January, after +0.7 % in December. In December, the increase was general. In January, the slight decrease of meat products (-0.3 %) and dairy products (-0.7 %) was counterbalanced by the marked rise of prepared animal feeds (+2.6 %) due to the repercussion of the rise of cereals quotations.

##### **... and "other manufactured products" even more**

For the "other manufactured products", the progression was fast (+0.9 %), drawn by the important increases of prices of organic basic chemicals (+6.7 %) and of plastics products (+3 %). The prices of basic metals still grew (+2.2 % for basic iron and steel and +3 % for precious metals).

##### **FOREIGN MARKETS: +0.8 % in January**

French producer prices in industry on the foreign markets progressed by +0.8 %, drawn by notable increases in chemicals and chemical products (+1.3%), basic metals and fabricated metal products (+1.7 %) and a slight rise in transport equipment (+0.3 %).

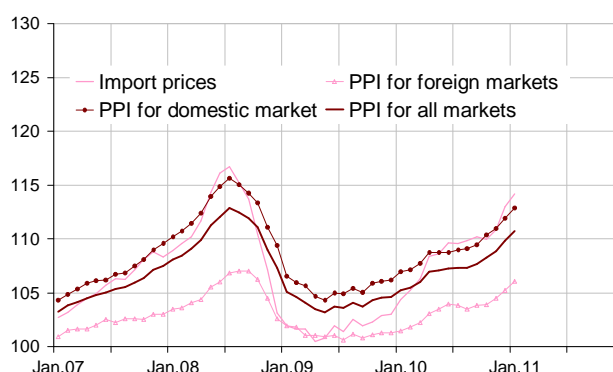
##### **ALL MARKETS: +0.8 % in January**

On all markets, the rise of industrial products prices was by +0.8 % in January. Year-on-year, the increase was by 5.2 % for the whole industry, of which by +4.5 % for the "other manufactured products" and by +4.4 % for the food products.

#### • **Import prices indices of industrial products: +1.1 % in January**

Prices of imported industrial products progressed by 1.1 % in January (+1.5 % in December). The increase in crude petroleum products and in raw materials contributed again to the increase of the whole industry prices.

**Total Industry price indices**



## French Producer Price Indices in industry according to the market where the products are sold:

base and reference year: 2005

Levels A 10 and A 17 in CPF rev. 2, 2008	Weight	Jan.11	Change in %	
			In 1 month	In 1 year
French market				
BE:TOTAL INDUSTRY	1000	112.9	0.9	5.6
(DE) Mining and quarrying, energy, water	130	126.4	0.0	6.3
CZ: Manufactured prod.	870	110.9	1.0	5.4
(C1) Food products, beverages, tobacco	188	106.4	0.5	3.9
(C2) Coke and refined petroleum products	70	140.8	3.7	30.6
(C3) Electrical & electronic equip., computers, mach.	92	109.3	0.7	1.0
(C4) Transport equipment	79	104.5	0.2	0.3
(C5) Other man. products	441	109.5	0.9	3.8
Foreign markets				
BE:TOTAL INDUSTRY	1000	106.0	0.8	4.5
CZ: Manufactured prod.	s	105.3	0.8	4.2
(C1) Food products, beverages, tobacco	82	114.3	2.0	6.5
(C2) Coke and refined petroleum products	25	182.8	2.7	20.1
(C3) Electrical & electronic equip., computers, mach.	202	95.8	-0.1	-0.1
(C4) Transport equipment	211	100.1	0.3	0.8
(C5) Other man. products	s	106.0	1.0	5.8
All markets				
BE:TOTAL INDUSTRY	1000	110.7	0.8	5.2
CZ: Manufactured prod.	s	108.9	1.0	5.0
(C1) Food products, beverages, tobacco	154	107.7	0.8	4.4
(C2) Coke and refined petroleum products	56	146.7	3.5	28.6
(C3) Electrical & electronic equip., computers, mach.	127	102.5	0.3	0.5
(C4) Transport equipment	121	102.1	0.3	0.6
(C5) Other man. products	s	108.4	0.9	4.5

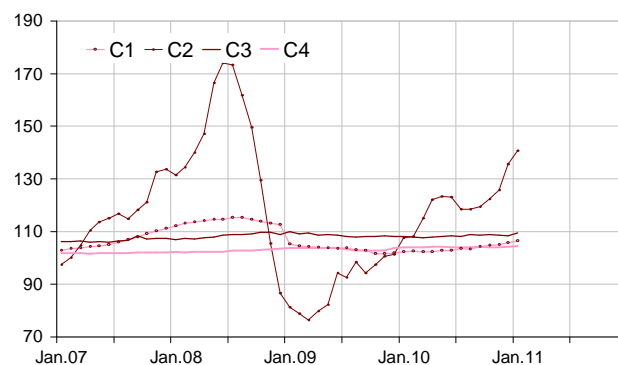
### Import prices of industrial products

base and reference year: 2005

Levels A 10 and A 17 of nomenclature CPF rev. 2, 2008	Weight	Jan.11	Change en %	
			In 1 month	In 1 year
<b>BE:TOTAL INDUSTRY</b>	<b>1000</b>	<b>114.2</b>	<b>1.1</b>	<b>9.4</b>
CZ: Manufactured prod.	s	107.2	0.7	6.2
(C1) Food products, beverages, tobacco	69	122.8	3.2	9.0
(C2) Coke and refined petroleum products	41	143.0	3.2	30.6
(C3) Electrical & electronic equip., computers, mach.	210	94.8	-0.1	0.8
(C4) Transport equipment	133	101.1	0.1	1.0
(C5) Other manufactured products	s	109.2	0.5	7.2

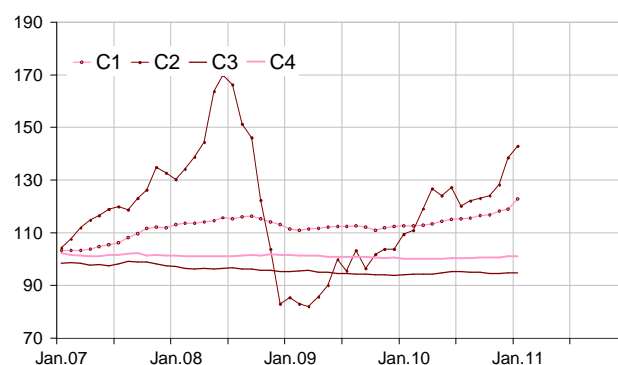
r: updated ; nd: non available ; s : confidential

## Producer price indices of manufactured products sold on the french market



Source : INSEE

### Import price indices of manufactured products



Source : INSEE

### Revision of each index at total industry level

Revision of the monthly change (in %)

	Oct.10 / Sep.10	Nov.10 / Oct.10	Dec.10 / Nov.10
<b>French producer prices in industry sold on:</b>			
- the French market	//	+0.1	-0.1
- the foreign markets	//	+0.1	+0.1
- all markets	//	+0.1	-0.1
Import prices of industrial products	//	-0.1	+0.5 <sup>(1)</sup>

(1) Reading note: the evolution of the index between Nov.10 and Dec.10 published last month was equal to 1.5 %. It is updated to 2 %; that is to say a revision by +0.5 %.

### To know more about French PPI:

- French producer price indices of industrial products sold on the French market are measured at basic prices (excluding VAT and taxes on products, and before deduction of any subsidies on the products), base and reference 100 in 2005, in accordance with European Regulation n°1165/98. However, purchaser price series (including non deductible taxes on the products, subsidies deducted) are also available, notably for the purpose of contract escalation, on BDM website : <http://www.bdm.insee.fr/>, which has replaced since December 2010 Indices Pro website : <http://indicespro.insee.fr>. For this purpose, linking coefficients between former and new series are provided on the new website, as on the old one.
- French producer price indices of industrial products sold on the foreign markets are converted into Euros and therefore include exchange rate effects. All exports are taken into consideration, whether they are intra-group or not.
- By combination of these two indices, French producer price indices on all markets are obtained.
- Import prices of industrial products are measured as much as possible according to the "CIF" concept (cost of insurance and freight included), i.e. valued at the French border. They are converted into Euros and therefore include exchange effects. All imports are taken into consideration, whether they are intra-group or not.
- Complementary data (backseries, methodology, webpages) can be accessed on: <http://www.insee.fr/fr/themes/info-rapide.asp?id=25>
- Historical data are available on the BDM : [G966](#), [G970](#), [G973](#), [G976](#) (respectively producer price indices on French market, on foreign market, on all markets and import price indices).
- Contact: [bureau-de-presse@insee.fr](mailto:bureau-de-presse@insee.fr)

Next publication: 31 03 2011 at 8.45 a.m.