

Informations *Rapides*



30 novembre 2010 - n° 291 **CONJONCTURE**

Main Indicators

■ Producer and Import Price Indices in industry – October 2010

In October, firm increase of producer prices on the French market

• **Producer price indices in French industry**

FRENCH MARKET: +0.8 % in October

The French producer prices in industry on the French market progressed by +0.8 % in October (+0.3 % in September). The manufactured products raised again in prices (+0.4 % in both September and October) while prices of mining and quarrying, energy, water (+3.1 %) recorded the seasonal rise of steam and air conditioning services.

Seasonal rise of steam and air-conditioning services

Every year, the prices of steam and air conditioning services progress in October then decrease in May. Their increase is by 37.7 % for this month.

Refined petroleum products prices raised again...

After an increase by 0.8 % in September, the prices of refined petroleum products raised again more strongly in October, by 2.5 %. The rises of heating oil (+3.6 %) and of diesel oil prices (+2.5 %) were more marked than in September, but the price of kerosene declined.

... as well as food products prices

Food products prices raised in October for the second consecutive month (+0.5 % after +0.9 %). In a context of important rises of raw food materials, the prices of prepared animal feeds (+4.4 %) and starches and starch products (+12 %) increased markedly, compensating the seasonal decrease of meat prices.

Transport equipment prices weakened

In October, transport equipment prices decreased slightly, by 0.2 %.

Within other manufactured products (+0.2 %), basic

chemicals prices went down markedly (-1.4 %) while basic metals prices progressed (+0.5 %).

FOREIGN MARKETS: +0.1 % in October

On the external markets, the French producer prices were almost stable (+0.1 %), the general drop of manufactured products prices compensating the marked rise of energetic products.

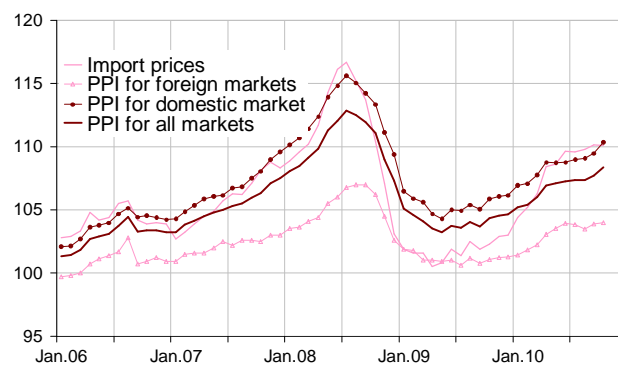
ALL MARKETS: +0.6 % in October

On all markets, the prices of all manufactured products progressed by 0.6 %. Year-to-year, the increase recorded in October was by +3.8 %; similar to the previous month; it is nevertheless higher for food products (+3.3 % vs. +1.7 % in September).

• **Import prices indices of industrial products: +0.0 % in october**

The prices of imported industrial products were stable in October (+0.3 % in September). This stability resulted from a drop of manufactured products prices on one hand, and a rise of energetic products prices on the other hand.

Total Industry price indices



Source : Insee

French Producer Price Indices in industry according to the market where the products are sold:

base and reference year: 2005

Levels A 10 and A 17 in CPF rev. 2, 2008	Weight	Oct.10	Change in %	
			In 1 month	In 1 year
French market				
BE:TOTAL INDUSTRY	1000	110,4	0,8	4,3
(DE) Mining and quarrying, energy, water	130	125,2	3,1	5,4
CZ: Manufactured prod.	870	108,2	0,4	4,1
(C1) Food products, beverages, tobacco	188	104,9	0,5	3,2
(C2) Coke and refined petroleum products	70	122,4	2,5	25,7
(C3) Electrical & electronic equip., computers, mach.	92	108,8	0,2	0,5
(C4) Transport equipment	79	104,0	-0,2	1,2
(C5) Other man. products	441	107,9	0,2	2,5
Foreign markets				
BE:TOTAL INDUSTRY	1000	104,0	0,1	2,9
CZ: Manufactured prod.	s	103,5	-0,1	2,9
(C1) Food products, beverages, tobacco	82	110,2	0,3	4,1
(C2) Coke and refined petroleum products	25	160,5	-0,4	12,7
(C3) Electrical & electronic equip., computers, mach.	202	95,4	-0,1	-0,9
(C4) Transport equipment	211	99,7	-0,4	0,3
(C5) Other man. products	s	104,5	0,1	4,8
All markets				
BE:TOTAL INDUSTRY	1000	108,3	0,6	3,8
CZ: Manufactured prod.	s	106,5	0,3	3,7
(C1) Food products, beverages, tobacco	154	105,8	0,5	3,3
(C2) Coke and refined petroleum products	56	127,7	2,0	23,2
(C3) Electrical & electronic equip., computers, mach.	127	102,1	0,1	-0,2
(C4) Transport equipment	121	101,6	-0,3	0,7
(C5) Other man. products	s	106,8	0,1	3,3

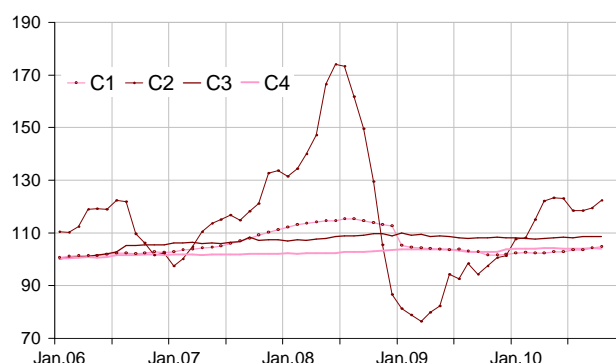
Import prices of industrial products

base and reference year: 2005

Levels A 10 and A 17 of nomenclature CPF rev. 2, 2008	Weight	Oct.10	Change en %	
			In 1 month	In 1 year
BE:TOTAL INDUSTRY	1000	110,1	0,0	7,6
CZ: Manufactured prod.	s	105,0	-0,1	4,8
(C1) Food products, beverages, tobacco	69	116,8	0,3	5,4
(C2) Coke and refined petroleum products	41	124,2	0,8	22,0
(C3) Electrical & electronic equip., computers, mach.	210	94,5	-0,5	0,5
(C4) Transport equipment	133	100,5	-0,1	-0,1
(C5) Other manufactured products	s	107,8	0,0	6,5

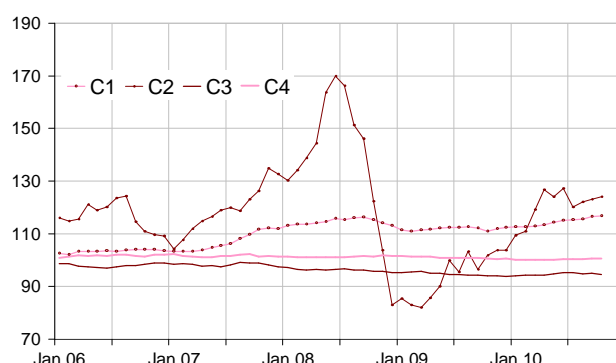
r: updated ; nd: non available ; s : confidential

Producer price indices of manufactured products sold on the french market



Source : Insee

Import price indices of manufactured products



Source : Insee

Revision of each index at total industry level

Revision of the monthly change (in %)

	Jul.10 / Jun.10	Aug.10 / Jul.10	Sep.10 / Aug.10
French producer prices in industry sold on:			
- the French market	+0,1	-0,1	//
- the foreign markets	//	//	//
- all markets	//	//	+0,1 ⁽¹⁾
Import prices of industrial products	//	//	//

(1) Reading note: the evolution of the index between Aug.10 and Sep.10 published last month was equal to 0,3 %. It is updated to 0,4 %; that is to say a revision of +0,1 %.

To know more about French PPI:

- French producer price indices of industrial products sold on the French market are measured at basic prices (excluding VAT and taxes on products, and before deduction of any subsidies on the products), base and reference 100 in 2005, in accordance with European Regulation n°1165/98. However, purchaser price series (including non deductible taxes on the products, subsidies deducted) are also available, notably for the purpose of contract escalation, on <http://indicespro.insee.fr>. This site provides also linking coefficients between former and new series.
- French producer price indices of industrial products sold on the foreign markets are converted into Euros and therefore include exchange rate effects. All exports are taken into consideration, whether they are intra-group or not.
- By combination of these two indices, French producer price indices on all markets are obtained.
- Import prices of industrial products are measured as much as possible according to the "CIF" concept (cost of insurance and freight included), i.e. valued at the French border. They are converted into Euros and therefore include exchange effects. All imports are taken into consideration, whether they are intra-group or not.
- Complementary data (backseries, methodology, webpages) can be accessed on: <http://www.insee.fr/fr/themes/info-rapide.asp?id=25> Contact: bureau-de-presse@insee.fr Next publication: 23 12 2010 at 8.45 a.m.