

# Informations *Rapides*



23 décembre 2010 - n° 317 **CONJONCTURE**

**Main Indicators**

## ■ Producer and Import Price Indices in industry – November 2010

### **In November, increase in prices on all markets, drawn by petroleum products**

#### • **Producer price indices in French industry**

##### **FRENCH MARKET: +0.4 % in November**

The French producer prices in industry on the French market progressed by 0.4 % in November, after +0.8 % in October. The rise of manufactured products prices (+0.4 %) was identical to the previous months (+0.4 % already in both September and October).

#### ***Refined petroleum products prices raised again...***

Refined petroleum products raised again, by 2.8 % in November (+2.5 % in October), consistently with the rise of the Brent, accentuated this month by the depreciation of euro vs. dollar (+4.9 % in euro vs. +3.1 % in dollar). The progress is general (+2.3 % for diesel oil prices and +3.3 % for premium gas).

#### ***Food products prices moved slightly...***

Food products prices slowed down in November (+0.2 % vs. +0.6 % and +0.8 % respectively in October and September). The decrease of beverages prices (-1.3 % for wine prices) reduced the impact of the notable rises of prepared animal feeds (+3.1 %) and tobacco (+6.6 %), while meat prices remained quite stable (+0.2 %).

#### ***... as prices of "other manufactured products"***

For the "other manufactured products", the rises were weak but general, with the exception of chemical products, of which the increase was more notable (+0.7 %), consistently with propylene prices.

##### **FOREIGN MARKETS: +0.5 % in November**

On the external markets, the French producer prices progressed also (+0.5 % after +0.1 % in October). The

progression is general, except for food products prices (-0.1 %), due to the drop of wine prices (-1.2 %).

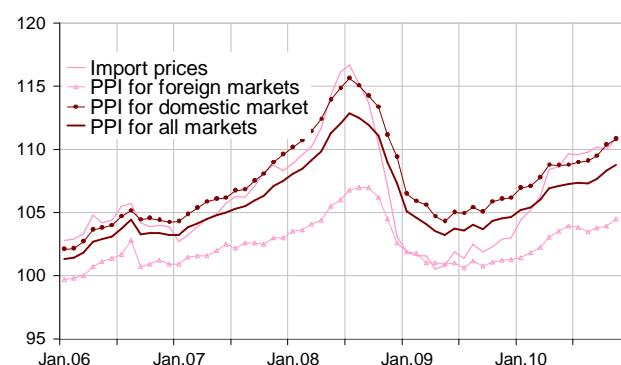
##### **ALL MARKETS: +0.4 % in November**

On all markets, the prices of all manufactured products progressed by 0.4 % (+0.6 % in October). Year-to-year, their increase was by +4.1 %; drawn by refined petroleum products (+22.9 %).

#### • **Import prices indices of industrial products: +0.8 % in November**

The prices of imported industrial products progressed by 0.8 %, after -0.2 % in October. Indeed, the increase of petroleum products prices impacted purchases prices of both crude petroleum and refined petroleum products. This phenomenon was combined with the depreciation of euro vs. dollar.

##### **Total Industry price indices**



source : INSEE

## French Producer Price Indices in industry according to the market where the products are sold:

base and reference year: 2005

Levels A 10 and A 17 in CPF rev. 2, 2008	Weight	Nov.10	Change in %	
			In 1 month	In 1 year
French market				
BE:TOTAL INDUSTRY	1000	110.8	0.4	4.5
(DE) Mining and quarrying, energy, water	130	125.8	0.5	5.7
CZ: Manufactured prod.	870	108.6	0.4	4.2
(C1) Food products, beverages, tobacco	188	105.0	0.2	3.4
(C2) Coke and refined petroleum products	70	125.9	2.8	25.0
(C3) Electrical & electronic equip., computers, mach.	92	108.6	-0.2	0.2
(C4) Transport equipment	79	104.0	0.0	1.3
(C5) Other man. products	441	108.1	0.2	2.8
Foreign markets				
BE:TOTAL INDUSTRY	1000	104.5	0.5	3.2
CZ: Manufactured prod.	s	103.8	0.4	3.2
(C1) Food products, beverages, tobacco	82	110.3	-0.1	4.2
(C2) Coke and refined petroleum products	25	167.2	4.1	13.9
(C3) Electrical & electronic equip., computers, mach.	202	95.7	0.2	-0.6
(C4) Transport equipment	211	99.9	0.3	0.2
(C5) Other man. products	s	104.7	0.3	5.0
All markets				
BE:TOTAL INDUSTRY	1000	108.8	0.4	4.1
CZ: Manufactured prod.	s	106.9	0.4	3.9
(C1) Food products, beverages, tobacco	154	105.9	0.1	3.5
(C2) Coke and refined petroleum products	56	131.6	3.1	22.9
(C3) Electrical & electronic equip., computers, mach.	127	102.1	0.0	-0.2
(C4) Transport equipment	121	101.7	0.2	0.7
(C5) Other man. products	s	107.0	0.3	3.5

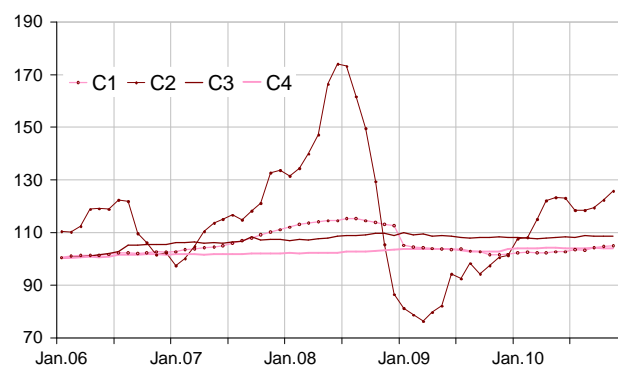
### Import prices of industrial products

base and reference year: 2005

Levels A 10 and A 17 of nomenclature CPF rev. 2, 2008	Weight	Nov.10	Change en %	
			In 1 month	In 1 year
<b>BE:TOTAL INDUSTRY</b>	<b>1000</b>	<b>110.8</b>	<b>0.8</b>	<b>7.7</b>
CZ: Manufactured prod.	s	105.5	0.5	5.2
(C1) Food products, beverages, tobacco	69	117.9	1.1	5.4
(C2) Coke and refined petroleum products	41	128.2	3.2	23.4
(C3) Electrical & electronic equip., computers, mach.	210	94.5	0.0	0.6
(C4) Transport equipment	133	100.7	0.2	0.2
(C5) Other manufactured products	s	108.2	0.4	6.9

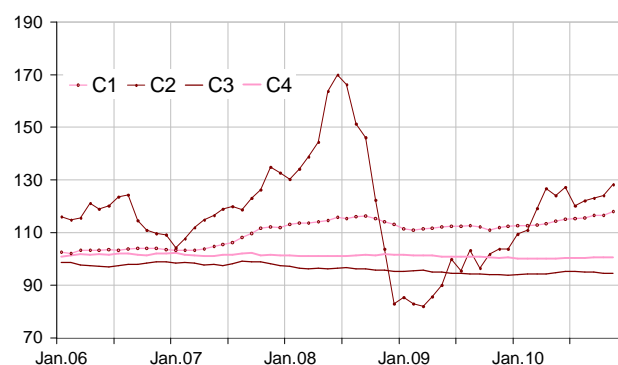
r: updated ; nd: non available ; s : confidential

## Producer price indices of manufactured products sold on the French market



source : INSEE

### Import price indices of manufactured products



source : INSEE

### Revision of each index at total industry level

Revision of the monthly change (in %)

	Aug.10 / Jul.10	Sep.10 / Aug.10	Oct.10 / Sep.10
French producer prices in industry sold on:			
- the French market	//	//	//
- the foreign markets	//	-0.1	//
- all markets	//	-0.1	//
Import prices of industrial products	//	//	-0.2 <sup>(1)</sup>

(1) Reading note: the evolution of the index between Sep.10 and Oct.10 published last month was equal to 0 %. It is updated to -0,2 %; that is to say a revision of -0,2 %.

### To know more about French PPI:

- French producer price indices of industrial products sold on the French market are measured at basic prices (excluding VAT and taxes on products, and before deduction of any subsidies on the products), base and reference 100 in 2005, in accordance with European Regulation n°1165/98. However, purchaser price series (including non deductible taxes on the products, subsidies deducted) are also available, notably for the purpose of contract escalation, on BDM website : <http://www.bdm.insee.fr/>, which will soon replace Indices Pro website : <http://indicespro.insee.fr>. For this purpose, both sites provide linking coefficients between former and new series.

- French producer price indices of industrial products sold on the foreign markets are converted into Euros and therefore include exchange rate effects. All exports are taken into consideration, whether they are intra-group or not.

- By combination of these two indices, French producer price indices on all markets are obtained.

- Import prices of industrial products are measured as much as possible according to the "CIF" concept (cost of insurance and freight included), i.e. valued at the French border. They are converted into Euros and therefore include exchange effects. All imports are taken into consideration, whether they are intra-group or not.

- Complementary data (backseries, methodology, webpages) can be accessed on: <http://www.insee.fr/fr/themes/info-rapide.asp?id=25>
- Historical data are available on the BDM : [G966](#), [G970](#), [G973](#), [G976](#).
- Contact: [bureau-de-presse@insee.fr](mailto:bureau-de-presse@insee.fr) Next publication: 01 02 2011 at 8.45 a.m.