

# Informations *Rapides*



30 juin 2011 - n° 162 **CONJONCTURE**

**Main Indicators**

## ■ Producer and Import Price Indices in industry – May 2011

### **In May 2011, marked decline of petroleum products prices**

#### • **Producer price indices in French industry**

##### **FRENCH MARKET: -0.5 % in May**

In May, French producer prices in industry on the French market moved back (-0.5 %, after +0.8 % in April), after an uninterrupted progress since September 2009. The marked decline of petroleum products, combined to the seasonal drop of steam and hot water tariffs, explained this move.

##### **After months of progress, petroleum products prices declined markedly...**

Prices of petroleum products declined for the first time since September 2010, in line with the fall of Brent Crude oil spot (-6.9 % in dollar, -6.1 % in euro). All refined petroleum products were concerned, with nevertheless more notable falls for diesel oil (-5.3 %) and domestic fuel oil (-7 %).

##### **The seasonal drop of steam and hot water tariffs impacted also the energetic products prices**

Prices of section "Electricity, gas, steam and air conditioning" moved back on this same month by 2.4 %, reflecting mainly the seasonal drop of steam and hot water tariffs (-25 %).

##### **Food products prices increased, "other manufactured products" too**

Food products prices increased by 0.4 % in May, anyway more moderately than during previous months. Processed and preserved meat prices grew by 0.6 %, after +2.8 % in April, while beverages prices moved up again (+0.5 %), pushed by wine prices (+0.8 %) and malt (+6.2 %).

"Other manufactured products" recorded a progress by 0.4 %, linked to the still notable rises of chemical products.

##### **FOREIGN MARKETS: -0.2 % in May**

French producer prices in industry on the foreign markets decreased by 0.2 % in May, after +0.3 % in April. The decline of refined petroleum products (-4.6 %) was augmented by this of pharmaceuticals (-2.7 %), in a context of market authorization for new generic drugs.

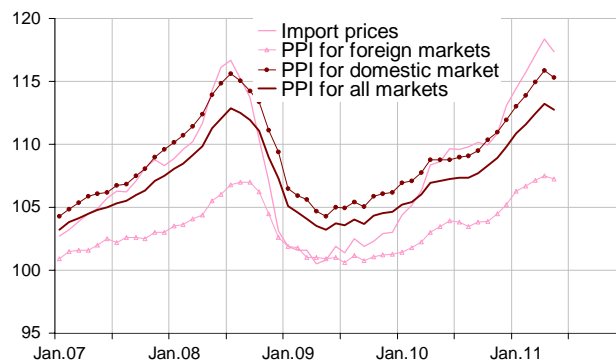
##### **ALL MARKETS: -0.4 % in May**

On all markets, the drop of industrial products prices was by 0.4 % in May. Year-on-year, the increase was by 5.3 % for the whole (5.8 % in April), refined petroleum products increasing upon a year by 24.3 % (30.3 % in April).

#### • **Import prices indices of industrial products: -0.9 % in May**

The imported industrial products prices recorded a decrease by 0.9 %, after sensible and continuous rises since November 2010. The marked decline of petroleum products prices explained mainly this fall, due also to decreases of rubber and basic metals prices (respectively -0.6 % and -0.5 %).

**Total Industry price indices**



Source : Insee

## French Producer Price Indices in industry according to the market where the products are sold:

base and reference year: 2005

Levels A 10 and A 17 in CPF rev. 2, 2008	Weight	May 11	Change in %	
			In 1 month	In 1 year
French market				
BE:TOTAL INDUSTRY	1000	115.3	-0.5	6.0
(DE) Mining and quarrying. energy. water	130	127.1	-1.8	7.4
CZ: Manufactured prod.	870	113.5	-0.3	5.8
(C1) Food products. beverages. tobacco	188	109.7	0.4	6.8
(C2) Coke and refined petroleum products	70	153.2	-4.6	24.3
(C3) Electrical & electronic equip.. computers. mach.	92	109.3	-0.1	1.0
(C4) Transport equipment	79	105.4	0.1	1.1
(C5) Other man. products	441	111.1	0.4	3.8
Foreign markets				
BE:TOTAL INDUSTRY	1000	107.3	-0.2	3.6
CZ: Manufactured prod.	s	106.6	-0.2	3.3
(C1) Food products. beverages. tobacco	82	116.4	0.0	7.9
(C2) Coke and refined petroleum products	25	205.9	-4.6	24.5
(C3) Electrical & electronic equip.. computers. mach.	202	96.8	0.1	0.9
(C4) Transport equipment	211	99.7	0.0	-0.1
(C5) Other man. products	s	107.0	-0.1	3.2
All markets				
BE:TOTAL INDUSTRY	1000	112.7	-0.4	5.3
CZ: Manufactured prod.	s	111.1	-0.3	5.0
(C1) Food products. beverages. tobacco	154	110.9	0.3	7.0
(C2) Coke and refined petroleum products	56	160.6	-4.6	24.3
(C3) Electrical & electronic equip.. computers. mach.	127	103.0	0.0	0.9
(C4) Transport equipment	121	102.3	0.1	0.5
(C5) Other man. products	s	109.8	0.2	3.6

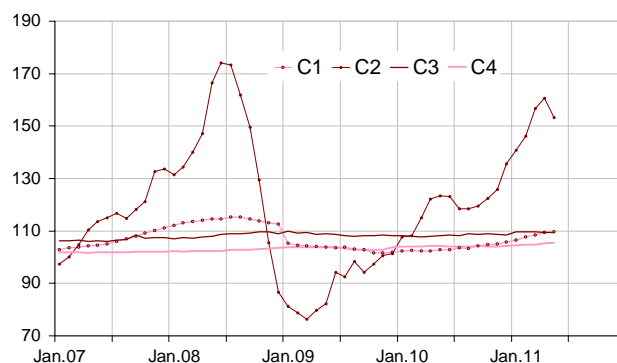
### Import prices of industrial products

base and reference year: 2005

Levels A 10 and A 17 of nomenclature CPF rev. 2, 2008	Weight	May 11	Change en %	
			In 1 month	In 1 year
<b>BE:TOTAL INDUSTRY</b>	<b>1000</b>	<b>117.3</b>	<b>-0.9</b>	<b>8.0</b>
CZ: Manufactured prod.	s	108.7	-0.3	4.5
(C1) Food products.				
beverages. tobacco	69	124.7	-0.1	9.1
(C2) Coke and refined petroleum products	41	153.8	-5.9	24.0
(C3) Electrical & electronic equip.. computers. mach.	210	94.0	0.2	-0.7
(C4) Transport equipment	133	101.4	0.2	1.2
(C5) Other manufactured products	s	111.3	0.1	4.8

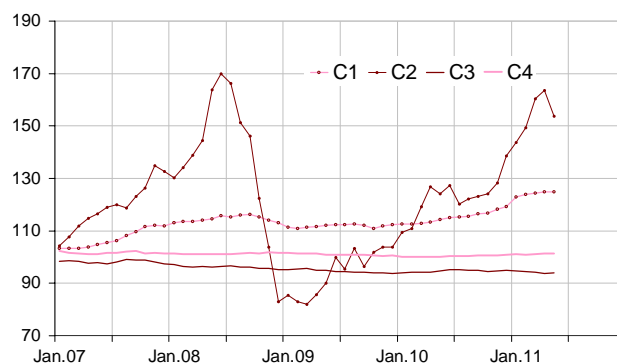
r: updated ; nd: non available ; s : confidential

## Producer price indices of manufactured products sold on the french market



Source : Insee

### Import price indices of manufactured products



Source : Insee

### Revision of each index at total industry level

Revision of the monthly change (in %)

	Feb.11 / Jan.11	Mar.11 / Feb.11	Apr.11 / Mar.11
<b>French producer prices in industry sold on:</b>			
- the French market	//	//	//
- the foreign markets	//	-0.1	//
- all markets	+0.1	+0.1	+0.1 <sup>(1)</sup>
<b>Import prices of industrial products</b>	-0.1	+0.1	//

(1) Reading note: the evolution of the index between Mar.11 and Apr.11 published last month was equal to 0.6 %. It is updated to 0.7 %; that is to say a revision of +0.1 %.

### To know more about French PPI:

- French producer price indices of industrial products sold on the French market are measured at basic prices (excluding VAT and taxes on products, and before deduction of any subsidies on the products). base and reference 100 in 2005. in accordance with European Regulation n°1165/98. However, purchaser price series (including non deductible taxes on the products, subsidies deducted) are also available, notably for the purpose of contract escalation, on BDM website : <http://www.bdm.insee.fr/>, which has replaced since December 2010 Indices Pro website : <http://indicespro.insee.fr>. For this purpose, linking coefficients between former and new series are provided on the new website, as on the old one.
- French producer price indices of industrial products sold on the foreign markets are converted into Euros and therefore include exchange rate effects. All exports are taken into consideration, whether they are intra-group or not.
- By combination of these two indices, French producer price indices on all markets are obtained.
- Import prices of industrial products are measured as much as possible according to the "CIF" concept (cost of insurance and freight included), i.e. valued at the French border. They are converted into Euros and therefore include exchange effects. All imports are taken into consideration, whether they are intra-group or not.
- Complementary data (backseries, methodology, webpages) can be accessed on: <http://www.insee.fr/fr/themes/info-rapide.asp?id=25>
- Historical data are available on the BDM : [G966](#), [G970](#), [G973](#), [G976](#) (respectively producer price indices on French market, on foreign market, on all markets and import price indices).
- Contact: [bureau-de-presse@insee.fr](mailto:bureau-de-presse@insee.fr)

Next publication: 29 07 2011 at 8.45 a.m.