

Informations *Rapides*



30 novembre 2010 - n° 292 **CONJONCTURE**

■ Services Producer Price Indices – Third quarter of 2010

Services Producer Price Indices : still mixed price changes on the third quarter

On the third quarter of 2010, services prices were as many positively oriented as negatively oriented. Prices of telecommunications turned into a slight increase, these of market research and polling services accentuated their growth, but those of legal services, of rental of construction equipment, and of advertising pursued their decline, while placement and temporal employment and cleaning services weakened.

• Computing and information

Stable prices

Except telecommunications prices punctually increasing during the second quarter (+0.6 % on a quarter but -2.6 % on a year), prices of publishing, computer programming and consultancy, computer facilities management and news agencies services remained stable.

• Employment services

Slight decline

Prices of placement and temporal employment services fell slightly (-0.4 %). On a year, they have nevertheless increased by 1.6 %.

• Advertising and market studies

Trends were confirmed

Prices of advertising services have continued to fall during the third quarter (-0.7 %), maintaining their trend (-3 % on a year). On the opposite, market research and polling services prices kept on increasing (+1 %, +3 % on a year).

New price series available :

Services Producer Price Indices extend progressively their scope. Hence, the opposite table includes from now price series on waste collection, treatment and disposal services, publishing services of books and periodicals, as well as call centre services.

Services Producer Price Indices: French market

CPA rev. 2 - Base 2005 = 100 except ⁽ⁿ⁾		Weights	Indices Q3 2010	Changes in %	
				Q / Q-1	Q / Q- 4
38.1 & 38.2 ⁽¹⁾	Waste collection, treat- ment and disposal	21252	101.5	0.8	1.0
53.20	Other postal and cou- rier services	555	99.2	-0.4	-0.2
Information and communication					
58.1 ⁽¹⁾	Publishing of books and periodicals	15313	100.0	-0.3	0.3
58.29	Software publishing	6336	103.0	0.0	0.3
61 ⁽²⁾	Telecommunications	12650	90.3*	0.6	-2.6
62.01 & 62.02	Computer programming and consultancy	39983	102.5	0.1	1.3
62.03	Computer facilities management	5135	93.5	0.2	-2.8
63.91 ⁽³⁾	News agencies	725	98.3	0.0	0.4
Professional, scientific and technical services					
69.10 ⁽⁴⁾	Legal services	19168	107.5	-1.2	-3.5
69.20	Accounting, tax consult- ing	13346	107.4	0.3	0.8
70.2	Management consulting	22565	102.4	0.0	-1.3
71.1 ⁽⁵⁾	Architectural, engineer- ing	44420	109.3	0.1	-1.4
71.20	Technical testing and analysis	5461	97.2	-0.4	-0.4
73.1	Advertising	17539	95.6	-0.7	-3.0
73.20 ⁽⁴⁾	Market research, public opinion polling	2533	110.4	1.0	3.0
Administrative and support services					
77.1	Rental of motor vehi- cles	8121	105.2	0.1	0.6
77.32	Rental of construction equip.	8465	91.3	-1.1	-2.2
78.1 & 78.2	Placement and temp. employment agencies	27649	110.5	-0.4	1.6
80.1 & 80.2	Security	6581	110.5	0.0	0.5
81.2	Cleaning	11123	113.2	-0.4	1.5
82.20 ⁽³⁾	Call centre	4864	102.2	0.7	1.0

u : unavailable s : statistical secret

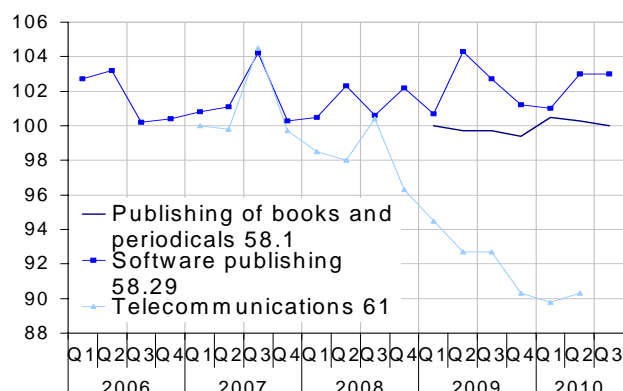
⁽¹⁾ : T1 2009 = 100 - ⁽²⁾ : T1 2007 = 100 - ⁽³⁾ : T1 2008 = 100 -

⁽⁴⁾ : T1 2006 = 100 - ⁽⁵⁾ : T4 2005 = 100

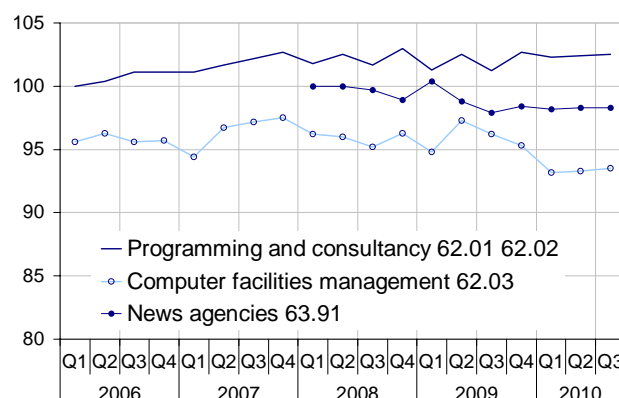
*: Telecommunications prices are known with one quarter delay.

Source : INSEE, "Observation des prix de l'industrie et des services aux entreprises" survey

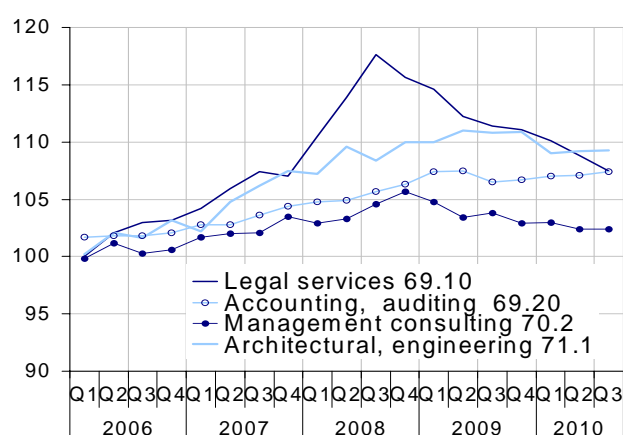
Publishing and telecommunications



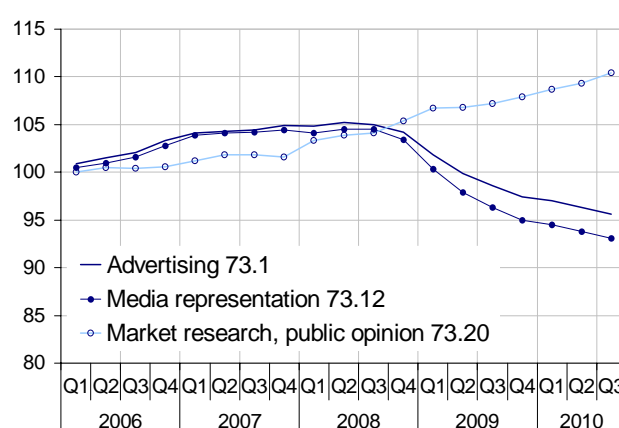
Computer programming and information



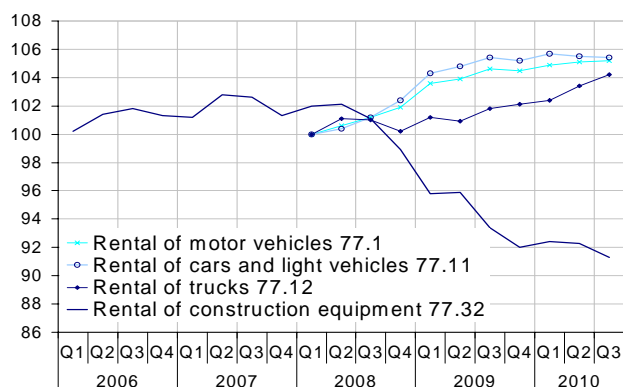
Professional, scientific and technical services



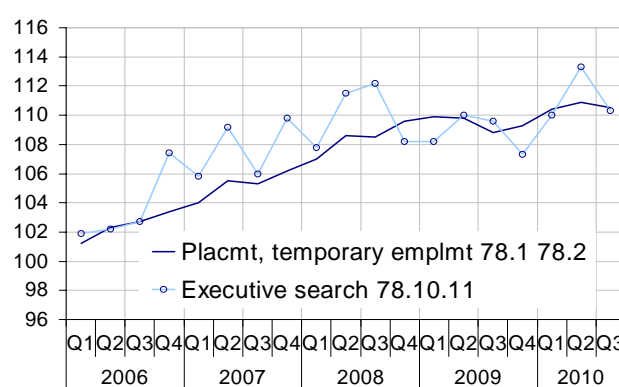
Advertising and market studies



Rental and leasing services



Employment services



To know more about French S-PPI :

The services producer price indices measures changes in levels of prices **excluding VAT**, for a range of services provided by French enterprises to other French enterprises (B to B), according to the European regulation n° 1165/98. The indices are **compiled to base 2005=100** except for the more recent series.

The price indices are available on the web sites : <http://www.bdm.insee.fr> and <http://indicespro.insee.fr> which provides also link factors between new and old series (in base 2000=100).

- Complementary data (methodology, web pages...) can be accessed on : <http://www.insee.fr/fr/themes/indicateur.asp?id=100>
- Press contact : bureaudepresse@Insee.fr

Next publication : 28 02 2011 at 12.00 a.m.