

Informations

Rapides



28 octobre 2010 - n° 266 **CONJONCTURE**

Main Indicators

■ Producer and Import Price Indices in industry – September 2010

In September, increase by 0.3 % of both production and import prices

• Producer price indices in French industry

FRENCH MARKET: +0.3 % in September

The French producer prices in industry on the French market progressed by +0.3 % in September (+0.2 % in August). This month, the increase of producer prices resulted as much from a moderate rise of refined petroleum products prices, as from other manufactured products prices.

Refined petroleum products prices moved up by +0.8 %...

Refined petroleum products prices moved up by +0.8 %, pulled by the increase of heating oil prices (+1.6 %) and by the important increases of liquefied petroleum gas prices (+11 %).

... as food products prices

After a stability in August, food products prices turned up in September (+0.8 %). Meat and dairy products prices progressed respectively by +0.5 % and +0.4 %, those of oils and fats increasing by +1 % with a background of rising prices of raw food products.

The prices of transport equipment and other manufactured products increased moderately

Some prices of other manufactured products (+0.3 %), drawn by raw material products prices, recorded noticeable growths: in chemicals and chemical products (+3.6 % and +0.9 % respectively for nitrogen compounds and plastics) and in metallurgy (+2.2 % for aluminium metallurgy), while pharmaceutical products prices were negatively oriented (-0.8 %). Transport equipment prices moved up by +0.2 % after -0.1 % in August.

FOREIGN MARKETS: +0.4 % in September

On the external markets, the French producer prices progressed by +0.4 %, after -0.3 % and -0.1 % respectively in August and July. Food products prices recovered (+0.6 %), in line with the rising prices of raw food products (oil, sugar).

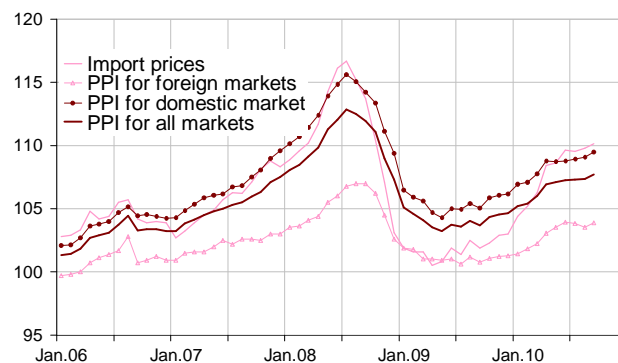
ALL MARKETS: +0.3 % in September

On all markets, the prices of all manufactured products were positively oriented. Year-to-year, the industrial prices recorded a progress by +3.9 %; the increase, still important of refined petroleum products (+25.1%), was henceforth sensible for other manufactured products (+3.2 %).

• Import prices indices of industrial products: +0.3 % in september

In September, the prices of imported industrial products risen also by +0.3 %. This growth, general to all manufactured products, was sensible for food products prices (+0.7%).

Total Industry price indices



source : INSEE

French Producer Price Indices in industry according to the market where the products are sold:

base and reference year: 2005

Levels A 10 and A 17 in CPF rev. 2, 2008	Weight	Sep.10	Change in %	
			In 1 month	In 1 year
French market				
BE:TOTAL INDUSTRY	1000	109.5	0.3	4.2
(DE) Mining and quarrying, energy, water	130	121.2	0.1	7.5
CZ: Manufactured prod.	870	107.7	0.4	3.7
(C1) Food products, beverages, tobacco	188	104.2	0.8	1.4
(C2) Coke and refined petroleum products	70	119.4	0.8	26.5
(C3) Electrical & electronic equip., computers, mach.	92	108.7	-0.1	0.5
(C4) Transport equipment	79	104.1	0.2	1.3
(C5) Other man. products	441	107.8	0.3	2.4
Foreign markets				
BE:TOTAL INDUSTRY	1000	103.9	0.4	3.1
CZ: Manufactured prod.	s	103.5	0.3	3.0
(C1) Food products, beverages, tobacco	82	109.9	0.6	2.8
(C2) Coke and refined petroleum products	25	161.2	0.0	18.7
(C3) Electrical & electronic equip., computers, mach.	202	95.9	0.3	-1.1
(C4) Transport equipment	211	100.0	0.0	0.4
(C5) Other man. products	s	104.3	0.4	4.8
All markets				
BE:TOTAL INDUSTRY	1000	107.7	0.3	3.9
CZ: Manufactured prod.	s	106.3	0.4	3.4
(C1) Food products, beverages, tobacco	154	105.2	0.8	1.7
(C2) Coke and refined petroleum products	56	125.2	0.7	25.1
(C3) Electrical & electronic equip., computers, mach.	127	102.2	0.1	-0.2
(C4) Transport equipment	121	101.8	0.1	0.8
(C5) Other man. products	s	106.6	0.3	3.2

Import prices of industrial products

base and reference year: 2005

Levels A 10 and A 17 of nomenclature CPF rev. 2, 2008	Weight	Sep.10	Change en %	
			In 1 month	In 1 year
BE:TOTAL INDUSTRY	1000	110.1	0.3	8.1
CZ: Manufactured prod.	s	105.1	0.3	4.7
(C1) Food products, beverages, tobacco	69	116.5	0.7	3.9
(C2) Coke and refined petroleum products	41	123.1	0.7	27.7
(C3) Electrical & electronic equip., computers, mach.	210	95.0	0.2	0.7
(C4) Transport equipment	133	100.8	0.2	0.0
(C5) Other manufactured products	s	107.7	0.3	5.9

r: updated ; nd: non available ; s : confidential

To know more about French PPI:

- French producer price indices of industrial products sold on the French market are measured at basic prices (excluding VAT and taxes on products, and before deduction of any subsidies on the products), base and reference 100 in 2005, in accordance with European Regulation n°1165/98. However, purchaser price series (including non deductible taxes on the products, subsidies deducted) are also available, notably for the purpose of contract escalation, on <http://indicespro.insee.fr>. This site provides also linking coefficients between former and new series.

- French producer price indices of industrial products sold on the foreign markets are converted into Euros and therefore include exchange rate effects. All exports are taken into consideration, whether they are intra-group or not.

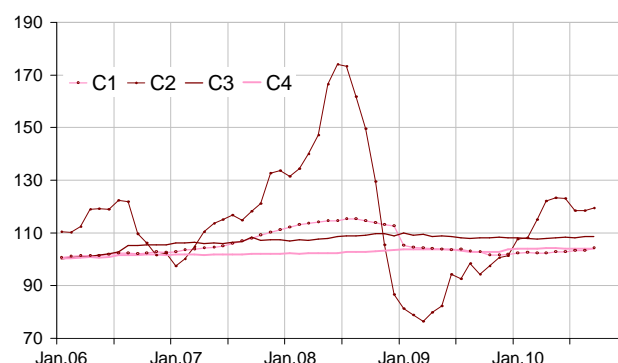
- By combination of these two indices, French producer price indices on all markets are obtained.

- Import prices of industrial products are measured as much as possible according to the "CIF" concept (cost of insurance and freight included), i.e. valued at the French border. They are converted into Euros and therefore include exchange effects. All imports are taken into consideration, whether they are intra-group or not.

- Complementary data (backseries, methodology, webpages) can be accessed on: <http://www.insee.fr/fr/themes/info-rapide.asp?id=25>

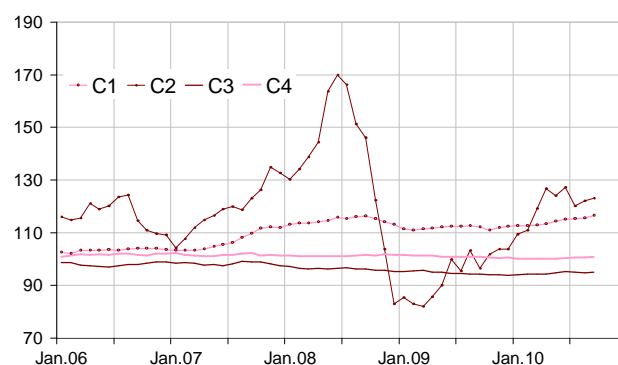
- Contact: bureau-de-presse@insee.fr

Producer price indices of manufactured products sold on the french market



source : INSEE

Import price indices of manufactured products



source : INSEE

Revision of each index at total industry level

Revision of the monthly change (in %)

	Jun.10 / May 10	Jul.10 / Jun.10	Aug.10 / Jul.10
French producer prices in industry sold on:			
- the French market	//	-0.1	+0.1 ⁽¹⁾
- the foreign markets	//	-0.1	//
- all markets	//	//	//
Import prices of industrial products	+0.2	-0.1	-0.1

(1) Reading note: the evolution of the index between Jul.10 and Aug.10 published last month was equal to 0.1 %. It is updated to 0.2 %; that is to say a revision of +0.1 %.

Next publication: 30 11 2010 at 8.45 a.m.