

Informations *Rapides*



1 juillet 2010 - n° 172 **CONJONCTURE**

Main Indicators

■ Producer and Import Price Indices in industry – May 2010

In May, increase of manufactured products prices, but backward step of energetic products prices

• **Producer price indices in French industry**

FRENCH MARKET: +0.0 %

The prices of refined petroleum products progressed only moderately by +0.9 %...

Consequently to an occasional drop of petroleum products international prices in May (-4.5 % for the Brent in euros), the prices of refined petroleum products had contrasted changes. Premium gas and fuel oil prices declined while kerosene and asphalt (and to a lesser extent gas oil) progressed.

... and the other energetic products recorded the seasonal drop of steam and hot water tariffs

Mining and quarrying, energy and water prices withdrew (-2.3 %), due to the seasonal drop of steam and hot water tariffs (-27.4 %), electricity and gaseous fuels through mains prices remaining stable this month.

Food products prices risen again

The rise of food products prices (+0.5 %) is almost general after three months of stability. The prices of processed and preserved meat increased (+1.4 %) thanks to seasonal rises, as well as those of dairy products (+1 %); wine prices, after two months of decline, recovered (+1.3 %).

The prices of computer, electronic, electrical equipment progressed as well

These marked increases, notably those of the electronic components (+4 %), were in line with the rises of raw materials prices and the change of the exchange rate between dollar and euro.

FOREIGN MARKETS: +0.5 %

On the external markets, the French producer prices rised by +0.5 %. The progresses were noticeable indeed for transport equipment (+0.7 %) and other manufactured products (+1.0 %). The withdrawal of refined petroleum products prices (-3.5 %), due to a different structure of products from the domestic market, limited very weakly these rises.

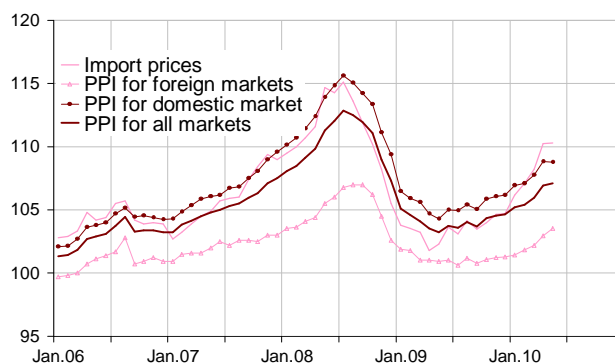
ALL MARKETS: +0.1 %

On all markets, the French producer prices were globally stable in May (+0.1 %). Year-to-year, the increase, drawn by the refined petroleum products (+45.3 %), is now notable for the other manufactured products (+2.6 %).

• **Import prices indices of industrial products: +0.0 %**

In May, the prices of imported industrial products were flat: except for the purchaser price of crude petroleum and refined petroleum products, the prices of other products progressed consistently with the decline of the European currency.

Total Industry price indices



French Producer Price Indices in industry according to the market where the products are sold:

base and reference year: 2005

Levels A 10 and A 17 in CPF rev. 2, 2008	Weight	May 10	Change in %	
			In 1 month	In 1 year
French market				
BE: TOTAL INDUSTRY	1000	108.8	0.0	4.3
(DE) Mining and quarrying, energy, water	130	118.3	-2.3	6.3
CZ: Manufactured prod.	870	107.3	0.3	3.9
(C1) Food products, beverages, tobacco	188	102.8	0.5	-1.0
(C2) Coke and refined petroleum products	70	123.3	0.9	49.8
(C3) Electrical & electronic equip., computers, mach.	92	108.2	0.4	-0.7
(C4) Transport equipment	79	104.2	0.0	0.4
(C5) Other man. products	441	107.1	0.3	1.9
Foreign markets				
BE: TOTAL INDUSTRY	1000	103.5	0.5	2.6
CZ: Manufactured prod.	s	103.2	0.6	2.5
(C1) Food products, beverages, tobacco	82	108.2	1.0	0.4
(C2) Coke and refined petroleum products	25	165.3	-3.5	28.0
(C3) Electrical & electronic equip., computers, mach.	202	96.1	0.2	-1.9
(C4) Transport equipment	211	99.8	0.7	0.4
(C5) Other man. products	s	103.6	1.0	3.9
All markets				
BE: TOTAL INDUSTRY	1000	107.1	0.1	3.8
CZ: Manufactured prod.	s	105.9	0.4	3.4
(C1) Food products, beverages, tobacco	154	103.7	0.6	-0.7
(C2) Coke and refined petroleum products	56	129.2	0.1	45.3
(C3) Electrical & electronic equip., computers, mach.	127	102.1	0.3	-1.3
(C4) Transport equipment	121	101.8	0.3	0.4
(C5) Other man. products	s	105.9	0.5	2.6

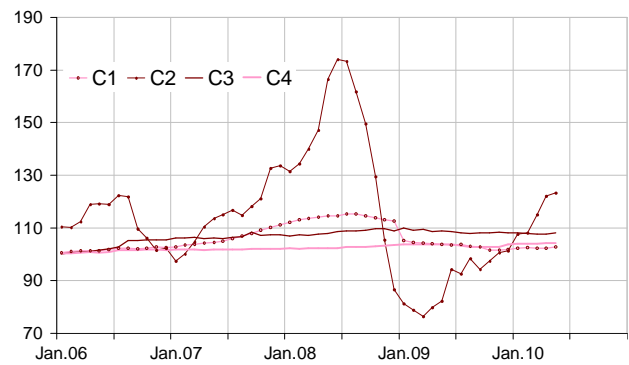
Import prices of industrial products

base and reference year: 2005

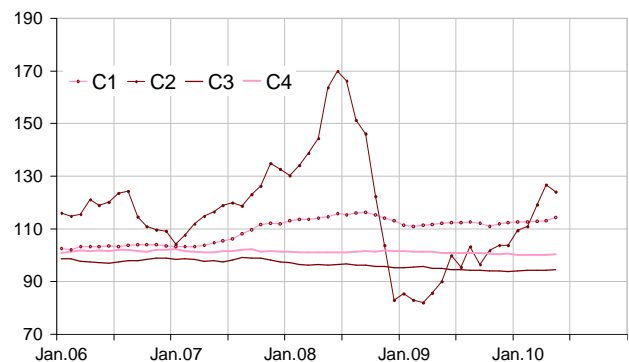
Levels A 10 and A 17 of nomenclature CPF rev. 2, 2008	Weight	May 10	Change en %	
			In 1 month	In 1 year
BE: TOTAL INDUSTRY	1000	110.3	0.0	7.8
CZ: Manufactured prod.	s	103.7	0.5	4.1
(C1) Food products, beverages, tobacco	69	114.3	1.0	2.0
(C2) Coke and refined petroleum products	41	124.0	-2.3	37.8
(C3) Electrical & electronic equip., computers, mach.	210	94.6	0.5	-0.4
(C4) Transport equipment	133	100.3	0.2	-0.5
(C5) Other manufactured products	s	105.6	0.9	5.3

r: updated ; nd: non available ; s : confidential

Producer price indices of manufactured products sold on the french market



Import price indices of manufactured products



Revision of each index at total industry level

Revision of the monthly change (in %)

	Feb.10 / Jan.10	Mar.10 / Feb.10	Apr.10 / Mar.10
French producer prices in industry sold on:			
- the French market	//	//	//
- the foreign markets	//	//	+0.1
- all markets	//	-0.1	//
Import prices of industrial products	//	+0.1	+0.4 ⁽¹⁾

⁽¹⁾ Reading note: the evolution of the index between Mar.10 and Apr.10 published last month was equal to 1.5 %. It is updated to 1.9 %; that is to say a revision of +0.4 %.

A mistake committed last month on the exchange rate € / \$ explains this update of an unusual size.

To know more about French PPI:

- French producer price indices of industrial products sold on the French market are measured at basic prices (excluding VAT and taxes on products, and before deduction of any subsidies on the products), ibase and reference 100 in 2005, in accordance with European Regulation n°1165/98. However, purchaser price series (including non deductible taxes on the products, subsidies deducted) are also available, notably for the purpose of contract escalation, on <http://indicespro.insee.fr>. This site provides also linking coefficients between former and new series.

- French producer price indices of industrial products sold on the foreign markets are converted into Euros and therefore include exchange rate effects. All exports are taken into consideration, whether they are intra-group or not.

- By combination of these two indices, French producer price indices on all markets are obtained.

- Import prices of industrial products are measured as much as possible according to the "CIF" concept (cost of insurance and freight included), i.e. valued at the French border. They are converted into Euros and therefore include exchange effects. All imports are taken into consideration, whether they are intra-group or not.

- **Complementary data (backseries, methodology, webpages) can be accessed on:** <http://www.insee.fr/fr/themes/info-rapide.asp?id=25>

- **Contact:** bureau-de-presse@insee.fr

Next publication: 29 07 2010 at 8.45 a.m.