

Informations *Rapides*



30 avril 2010 - n° 117

CONJONCTURE

Main Indicators

■ Producer and Import Price Indices in industry – March 2010

In March, new increase of industrial prices on all markets

• Producer price indices in industry

FRENCH MARKET: +0,6 %

The producer prices on the French market increase again in March (+0,6 %), after a quasi-stability in February (+0,1 %). This rise, explained by the prices of petroleum and raw materials, is particularly concentrated on refined petroleum products.

The prices of refined petroleum increase markedly

The prices of refined petroleum products increase (+6,3 %), drawn by the bounce of international exchange rates of crude petroleum (+7,1 % for the Brent in dollars, and +7,9 % in euros due to the slight depreciation of the European currency).

Food products prices are almost flat

The food products prices are almost flat (-0,1 %), after a slight increase in February (+0,2 %). The decreases of beverages prices (-0,5 %), notably malt (-2,3 %), and of oils and fats prices (-0,4 %) are indeed compensated by an increase of processed and preserved meat prices (+1,3 %).

The prices of some other products move on

In a context of rise of raw materials (pulp, rubber, sawn wood...), we can observe the increases of products of wood and cork, paper and paper products (+0,4 %), of chemicals and chemical products (+0,5 %) and basic metals (+0,4 %).

FOREIGN MARKETS: +0,4 %

The French producer prices on the external markets progress more moderately by +0,4 %, the marked increase of refined petroleum products prices (+5,9 %) being attenuated by the drop of food products prices (-0,7 %) in a context of decline of international exchange rates of sugar and cocoa products.

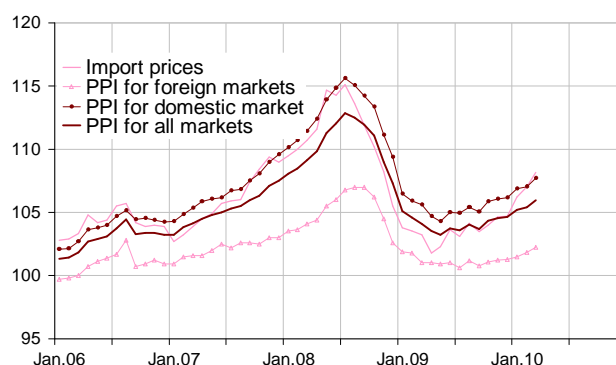
ALL MARKETS: +0,5 %

On all markets, the French producer prices increase by 0,5 % in March. Year-to-year, the overall progression is by +1,8 % with a jump of +50,3 % of refined petroleum products prices.

• Import prices indices of industrial products: +1,0 %

Import prices of industrial products increase by 1,0 %. The strong increase of refined petroleum products (+7,5 %) and, to a lesser extent, of crude petroleum explain this change, but also a general rise of other industrial products (+0,7 %).

Total Industry price indices



French Producer Price Indices in industry according to the market where the products are sold:

base and reference year: 2005

Levels A 10 and A 17 in CPF rev. 2, 2008	Weight	Mar.10	Change in %	
			In 1 month	In 1 year
French market				
BE:TOTAL INDUSTRY	1000	107,7	0,6	2,0
(DE) Mining and quarrying, energy, water	130	119,3	0,0	-1,3
CZ: Manufactured prod.	870	105,9	0,7	2,6
(C1) Food products, beverages, tobacco	188	102,4	-0,1	-1,7
(C2) Coke and refined petroleum products	70	114,7	6,3	50,3
(C3) Electrical & electronic equip., computers, mach.	92	107,9	0,0	-1,5
(C4) Transport equipment	79	104,0	0,0	0,1
(C5) Other man. products	441	106,0	0,4	0,2
Foreign markets				
BE:TOTAL INDUSTRY	1000	102,3	0,4	1,2
CZ: Manufactured prod.	s	101,7	0,4	1,0
(C1) Food products, beverages, tobacco	82	107,3	-0,7	-1,5
(C2) Coke and refined petroleum products	25	162,8	5,9	50,2
(C3) Electrical & electronic equip., computers, mach.	202	96,0	0,4	-2,0
(C4) Transport equipment	211	99,2	-0,1	0,8
(C5) Other man. products	s	101,2	0,4	0,2
All markets				
BE:TOTAL INDUSTRY	1000	106,0	0,5	1,8
CZ: Manufactured prod.	s	104,5	0,6	2,0
(C1) Food products, beverages, tobacco	154	103,3	-0,2	-1,7
(C2) Coke and refined petroleum products	56	121,4	6,3	50,3
(C3) Electrical & electronic equip., computers, mach.	127	101,9	0,2	-1,7
(C4) Transport equipment	121	101,3	-0,1	0,4
(C5) Other man. products	s	104,4	0,4	0,2

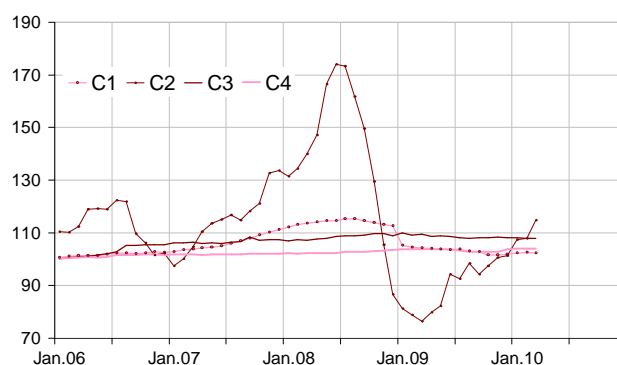
Import prices of industrial products

base and reference year: 2005

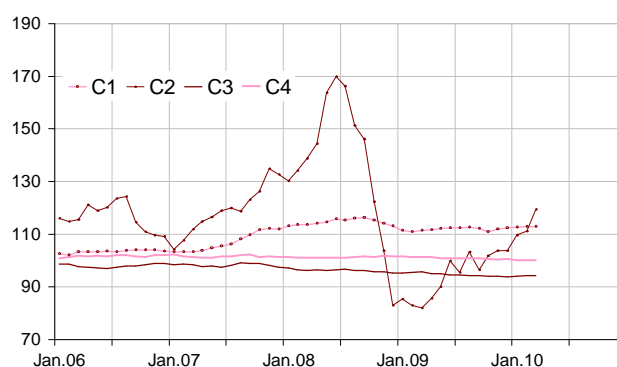
Levels A 10 and A 17 of nomenclature CPF rev. 2, 2008	Weight	Mar.10	Change en %	
			In 1 month	In 1 year
BE:TOTAL INDUSTRY	1000	108,1	1,0	4,8
CZ: Manufactured prod.	s	102,1	0,8	2,4
(C1) Food products, beverages, tobacco	69	112,8	0,0	1,3
(C2) Coke and refined petroleum products	41	119,5	7,5	45,7
(C3) Electrical & electronic equip., computers, mach.	210	94,3	0,1	-1,4
(C4) Transport equipment	133	100,2	0,1	-1,0
(C5) Other manufactured products	s	103,1	0,7	2,0

r: updated ; nd: non available ; s : confidential

Producer price indices of manufactured products sold on the french market



Import price indices of manufactured products



Revision of each index at total industry level

Revision of the monthly change (in %)

	Dec.09 / Nov.09	Jan.10 / Dec.09	Feb.10 / Jan.10
French producer prices in industry sold on:			
- the French market	//	+0,1 ⁽¹⁾	//
- the foreign markets	-0,1	//	//
- all markets	//	//	//
Import prices of industrial products	-0,1	//	+0,1

(1) Reading note: the evolution of the index between Dec.09 and Jan.10 published last month was equal to 0,6 %. It is updated to 0,7 %; that is to say a revision of +0,1 %.

To know more about French PPI:

- French producer price indices of industrial products sold on the French market are measured on basic prices (excluding VAT and tax on products, and before deduction of any subsidies on the products), in accordance with European Regulation n°1165/98. However, purchaser price series (including non deductible taxes on the products, subsidies deducted, called also "ex-work prices") are also available, notably for the purposes of index-linking for contracts, on <http://indicespro.insee.fr>. This site provides also linking coefficients between former and new series.

- French producer price indices of industrial products sold on the foreign markets are converted into Euros and therefore include exchange rate effects. Measurements are performed on free on board (FOB) prices, i.e. at their value at the French border, in accordance with European Regulation n°1165/98. All ex ports are taken into consideration, whether they are intra-group or not.

- By combination of these two indices, French producer price indices for all markets are obtained.

- Import prices of industrial products are converted into Euros and therefore include exchange effects. Measurements are performed on cost insurance and freight (CIF) prices, i.e. at their value at the French border, in accordance with European Regulation n°1165/98. All imports are taken into consideration, whether they are intra-group or not.

- **Complementary data (backseries, methodology, webpages) can be accessed on:** <http://www.insee.fr/fr/themes/info-rapide.asp?id=25>

- **Contact:** bureau-de-presse@insee.fr

Next publication: 01 06 2010 at 8h45