

# Informations *Rapides*

18 décembre 2015 - n° 312

Main Indicators



## ■ Producer and Import Price Indices in industry – November 2015

### In November 2015, near stability of producer prices in industry

#### • Producer price indices in French industry: +0.1% in November

On all markets (French market and foreign markets), prices were almost unchanged in November (+0.1% as in October, following -0.1% in September). Year over year, they declined by 1.9%, mainly due to prices for refined petroleum products (-27.4%).

#### FRENCH MARKET: +0.1%

In November 2015, French producer prices in industry for the French market were practically stable (+0.1% following +0.2% in October). The increase in prices for mining and quarrying products, energy and water was partially offset by the slight drop in prices for manufactured products.

#### Prices for other energy products grew

Prices for mining and quarrying products, energy, water continued to grow (+1.1% in November following +1.9% in October). This increase was mainly due to the changeover to winter rates for electricity transport. However, prices on the electricity wholesale market decreased, owing to mild temperatures.

#### Prices for refined petroleum products rose moderately

In November, prices for refined petroleum products were unchanged after a fall last months (+0.2% following -2.4% in October). Prices for lubricating oils and super unleaded rose significantly. Conversely, prices for fuel and gas oil declined. Year over year, prices for refined petroleum products slumped (-27.8%).

#### Food prices fell

In November, food prices declined anew (-0.3% after -0.2% in October). Prices decreased above all in the main family products : dairy products (-0.5%), bread, pastry and fresh Viennese pastry (-0.3%) and butchers meat (-1.2%).

#### Prices for other manufactured products declined slightly

In November, prices for other manufactured products dropped again but more slowly than in the previous months (-0.2% after -0.4% in October and -0.6% in September and August), due to the stability of prices for chemical products (0.0% following -1.6% in October).

#### FOREIGN MARKETS: +0.0%

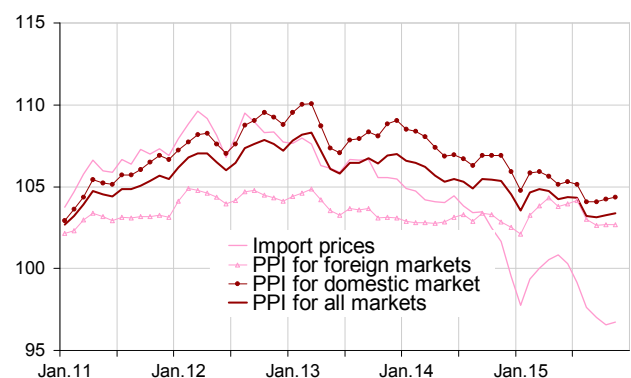
Producer prices of French industrial products sold on foreign markets remained flat in November as in October. The fall in prices for mining and quarrying products, energy and water (-3.4%) was offset by the rise in prices for refined petroleum products (+3.6%) and, to a lesser extent, for electrical and electronic equipment.

#### • Import price indices of industrial products: +0.2% in November

In November, import prices recovered slightly (+0.2% after -0.4% in October). Prices were stable or on the rise in all the main industrial sectors except for refined petroleum products which declined by -0.5%.

#### Total Industry price indices

reference year: 2010



Source: INSEE

## French Producer Price Indices in industry according to the market where the products are sold:

reference year: 2010

Levels A 10 and A 17 in CPF rev. 2. 2008	Weight	Nov.15	Change in %	
			In 1 month	In 1 year
<b>French market</b>				
<b>BE:TOTAL INDUSTRY</b>	<b>1000</b>	<b>104.4</b>	<b>0.1</b>	<b>-2.4</b>
(DE) Mining and quarrying. energy. water	194	113.3	1.1	-0.9
CZ: Manufactured prod.	806	101.8	-0.1	-2.8
(C1) Food products. beverages. tobacco	186	108.4	-0.3	-0.2
(C2) Coke and refined petroleum products	56	78.8	0.2	-27.8
(C3) Electrical & electronic equip.. computers. mach.	72	101.3	0.0	-0.8
(C4) Transport equipment	111	103.9	0.0	0.6
(C5) Other man. products	380	101.2	-0.2	-1.6
<b>Foreign markets</b>				
<b>BE:TOTAL INDUSTRY</b>	<b>1000</b>	<b>102.7</b>	<b>0.0</b>	<b>-0.2</b>
(DE) Mining and quarrying. energy. water	32	96.2	-3.4	0.9
CZ: Manufactured prod.	968	102.9	0.1	-0.2
(C1) Food products. beverages. tobacco	122	114.0	0.2	1.8
(C2) Coke and refined petroleum products	26	78.6	3.6	-24.5
(C3) Electrical & electronic equip.. computers. mach.	180	100.3	0.4	1.2
(C4) Transport equipment	169	104.7	-0.1	0.7
(C5) Other man. products	471	101.9	0.0	-0.2
<b>All markets</b>				
<b>BE:TOTAL INDUSTRY</b>	<b>1000</b>	<b>103.4</b>	<b>0.1</b>	<b>-1.9</b>
(DE) Mining and quarrying. energy. water	155	112.6	0.8	-0.7
CZ: Manufactured prod.	845	101.7	-0.1	-2.1
(C1) Food products. beverages. tobacco	171	109.5	-0.2	0.2
(C2) Coke and refined petroleum products	49	78.2	0.7	-27.4
(C3) Electrical & electronic equip.. computers. mach.	98	99.8	0.2	0.0
(C4) Transport equipment	125	104.3	0.0	0.6
(C5) Other man. products	402	101.3	-0.2	-1.2

## Import prices of industrial products

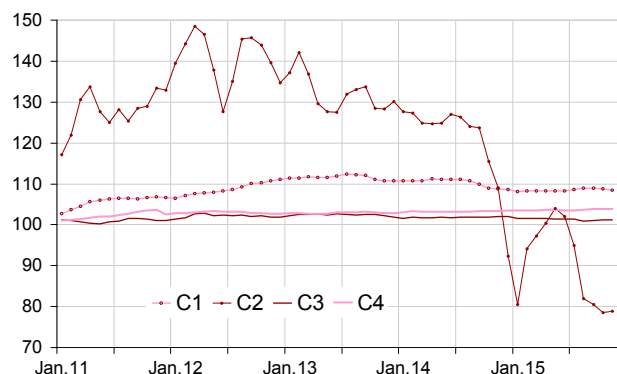
reference year: 2010

Levels A 10 and A 17 of nomenclature CPF rev. 2, 2008	Weight	Nov.15	Change in %	
			In 1 month	In 1 year
<b>BE:TOTAL INDUSTRY</b>	<b>1000</b>	<b>96.7</b>	<b>0.2</b>	<b>-4.8</b>
CZ: Manufactured prod.	s	99.1	0.3	-2.2
(C1) Food products, beverages, tobacco	71	111.3	0.2	-0.6
(C2) Coke and refined petroleum products	53	77.4	-0.5	28.6
(C3) Electrical & electronic equip., computers, mach.	225	97.2	0.5	1.7
(C4) Transport equipment	147	98.4	0.0	-1.5
(C5) Other manufactured products	s	101.8	0.4	-1.2

r: updated ; nd: non available ; s : confidential

## Producer price indices of manufactured products sold on the french market

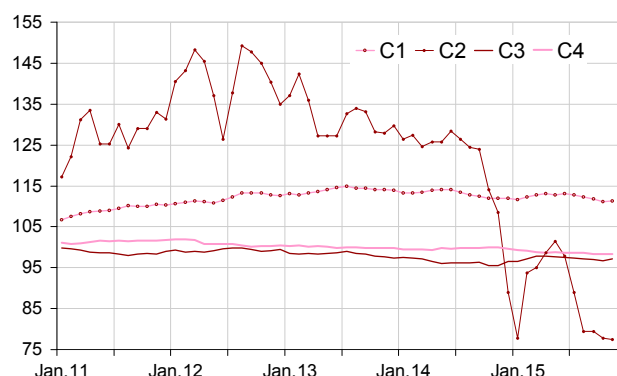
reference year: 2010



Source : Insee

## Import price indices of manufactured products

reference year: 2010



Source : Insee

## Revision of each index at total industry level

Revision of the monthly change (in %)

	Aug.15 / Jul.15	Sep.15 / Aug.15	Oct.15 / Sep.15
<b>French producer prices in industry sold on:</b>			
- the French market	//	//	//
- the foreign markets	//	//	-0.1
- all markets	//	//	//
Import prices of industrial products	//	//	//

(1) How to read it: the change of the index on foreign markets between Sept.15 and Oct. 15 has been revised downwards by 0.1 points: published last month equal to 0.1%, it has been updated to 0,0 %

## For more information about French PPI:

Producer and import price indices of industrial products are regulated by the European Regulation n°1165/98. They are annually chain-linked Laspeyres indices, with reference year 2010.

The French producer prices of industrial products sold on the French market presented here are "basic prices" in the sense of the national accounts, measuring the income of the producer (excluding VAT and taxes on products, and before deduction of any subsidies on the products). However market price series (including non deductible taxes on the products subsidies deducted) are also available notably for the purpose of contract escalation on BDM website : <http://www.bdm.insee.fr/>.

Prices of imports and exports are converted into Euros and therefore include exchange effects. All imports and exports are taken into consideration, whether they are intra-group or not.

- Complementary data (backseries, methodology, webpages) can be accessed on: <http://www.insee.fr/en/themes/info-rapide.asp?id=25>
- Historical data are available on the BDM : [G1430](#), [G1436](#), [G1427](#), [G1439](#) (respectively producer price indices on French market, on foreign markets, on all markets and import price indices).
- Follow us on [Twitter @InseeFr\\_News](#): [https://twitter.com/InseeFr\\_News](https://twitter.com/InseeFr_News)
- Contact: [bureau-de-presse@insee.fr](mailto:bureau-de-presse@insee.fr)

Next publication : 29 01 2016 at 8.45 a.m.