

Informations *Rapides*

17 décembre 2015 - n° 305



■ Labour cost index in industry, construction and services – 3rd quarter of 2015

Warning:

- Since the Q1 2015 publication, upon Eurostat request, the reference year for the labour cost indices has been 2012: the average of the four 2012 quarterly indices is equal to 100.

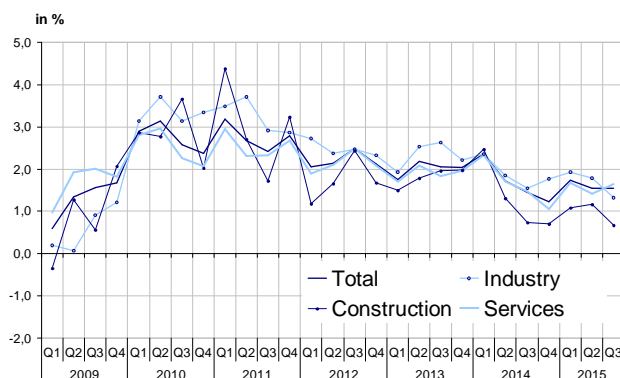
- Since the Q2 2015 publication, the LCI – total labour cost integrate supplementary cost components calculated on the basis of the 2012 Labour cost survey (LCS). Moreover, the LCI – total labour cost now integrate the wage bill relative to the tax credit for encouraging competitiveness and employment (CICE) that firms report in the ACOSS contribution forms. The CICE is included in labour cost indices as a subsidy received by the employer. The CICE has no impact on the variation of LCI – wages & salaries.

In Q3 2015, the labour cost index - wages and salaries increased by 0.1% and the labour cost index - total labour cost increased by 0.2%

• The labour cost index - wages & salaries increased by 0.1%

In the third quarter of 2015, the **labour cost index (LCI) - wages & salaries** in the non-agricultural market sector excluding household services, rose at the same pace as in Q2 2015 quarter-on-quarter (+0.1% in seasonally adjusted data), as year-on-year (+1.5%). Average working hours remained stable year-on-year.

LCI - wages and salaries: year-on-year changes



Field: non-agricultural market sector excluding household services
Sources: ACOSS, DARES, INSEE

Wages decreased in industry and construction

In Q3 2015, wages decreased in industrial activities (-0.3% q-o-q after +0.4% in Q2 2015). Wages decreased slightly in manufacturing (-0.2% after +0.2%) and more dramatically in electricity and gas (-1.9% after +2.9%). However, wages rose in water supply activities (+0.2% as in previous quarter). Year-on-year, wages slowed down in industrial activities (+1.3% after +1.8% in Q2).

In construction, wages lowered in Q3 2015 at the same pace as in Q2 2015 (-0.2%). Wages slowed down slightly year-on-year (+0.7% after +1.2%).

Wages accelerated in services

In services, wages accelerated (+0.3% q-o-q after +0.0% in Q2). Year-on-year, wages sped up slightly (+1.6% after +1.4%).

LCI - wages & salaries

SA - base 100 in 2012

	Quarterly variations (%)		Annual variations (%)	
	Q2-15	Q3-15	Q2-15	Q3-15
Industry	0.4	-0.3	1.8	1.3
Mining and quarrying	4.4	-5.0	6.9	0.5
Manufacturing	0.2	-0.2	1.8	1.4
Electricity, gas, steam and air conditioning supply	2.9	-1.9	1.6	1.1
Water supply; sewerage, waste management and remediation activities	0.2	0.2	1.2	0.7
Services	0.0	0.3	1.4	1.6
Wholesale and retail trade; repair of motor vehicles and motorcycles	0.4	0.4	1.4	1.8
Transportation and storage	1.3	-0.3	1.6	1.1
Accommodation and food service activities	0.5	-0.5	1.5	0.9
Information and communication	-0.3	0.5	1.4	2.1
Financial and insurance activities	-0.7	1.0	1.1	1.7
Real estate activities	1.4	0.1	2.7	2.9
Professional, scientific and technical activities	-1.0	0.3	1.3	1.2
Administrative and support service activities	-0.1	0.5	1.5	2.2
Construction	-0.2	-0.2	1.2	0.7
TOTAL	0.1	0.1	1.5	1.5

Field: non-agricultural market sector excluding household services
Sources: ACOSS, DARES, INSEE

Slight downward revision of Q2 2015 LCI – wages and salaries, in year-on-year changes

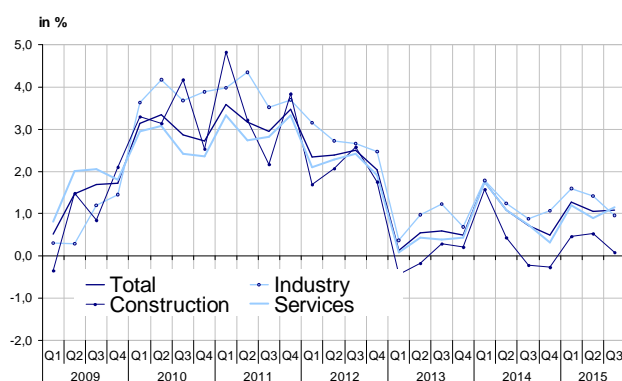
The variation of wages and salaries during the second quarter of 2015 in the non-agricultural market sector excluding household services is revised by -0.1 points year-on-year, and is not revised quarter-on-quarter.

• The labour cost index - total labour cost increased by 0.2%

In the third quarter of 2015, the **labour cost index (LCI) - total labour cost** in the non-agricultural market sector excluding household services increased by +0.2% in seasonally adjusted data, after +0.1% in the second quarter of 2015.

Year-on-year, the **LCI - total labour cost** increased at the same pace as in the previous quarter (+1.1%). Without the tax credit for encouraging competitiveness and jobs (CICE), the LCI - total labour cost would have risen at the same pace.

LCI - total labor cost: year-on-year changes



Field: non-agricultural market sector excluding household services
Sources: ACOSS, DARES, INSEE

Downward revision of Q2 2015 LCI – total labour cost, in year-on-year changes

The quarter-on-quarter change of LCI – total labour cost in the non-agricultural market sector excluding household services in the second quarter of 2015 is unchanged. The year-on-year change of Q2 2015 LCI – total labour cost is revised downward by 0.5 index point, following improvements in the measurement of the effect of Responsibility and Solidarity Pact.

LCI - total labor cost

SA - base 100 in 2012

	Quarterly variations (%)		Annual variations (%)	
	Q2-15	Q3-15	Q2-15	Q3-15
Industry	0.4	-0.3	1.4	1.0
Mining and quarrying	4.5	-5.0	6.1	-0.4
Manufacturing	0.2	-0.1	1.4	1.0
Electricity, gas, steam and air conditioning supply	2.9	-1.9	1.5	1.0
Water supply; sewerage, waste management and remediation activities	0.2	0.2	0.7	0.0
Services	0.0	0.4	0.9	1.2
Wholesale and retail trade; repair of motor vehicles and motorcycles	0.5	0.5	0.8	1.3
Transportation and storage	1.4	-0.3	0.9	0.4
Accommodation and food service activities	0.5	-0.6	0.5	-0.1
Information and communication	-0.3	0.5	1.3	2.0
Financial and insurance activities	-0.7	1.0	1.0	1.7
Real estate activities	1.5	0.1	2.3	2.7
Professional, scientific and technical activities	-1.0	0.3	1.1	1.0
Administrative and support service activities	-0.2	0.5	0.4	1.1
Construction	-0.2	-0.1	0.5	0.1
TOTAL	0.1	0.2	1.1	1.1

Field: non-agricultural market sector excluding household services

Sources: ACOSS, DARES, INSEE

LCI - total labor cost (without CICE)


SA - base 100 in 2012

	Quarterly variations (%)		Annual variations (%)	
	Q2-15	Q3-15	Q2-15	Q3-15
Industry	0.4	-0.3	1.4	1.0
Mining and quarrying	4.5	-5.0	6.5	0.0
Manufacturing	0.2	-0.1	1.4	1.0
Electricity, gas, steam and air conditioning supply	2.9	-1.9	1.5	1.0
Water supply; sewerage, waste management and remediation activities	0.2	0.2	0.7	0.1
Services	0.0	0.4	0.9	1.2
Wholesale and retail trade; repair of motor vehicles and motorcycles	0.5	0.5	0.8	1.3
Transportation and storage	1.4	-0.3	0.9	0.4
Accommodation and food service activities	0.5	-0.6	0.5	-0.1
Information and communication	-0.3	0.5	1.3	2.0
Financial and insurance activities	-0.7	1.0	1.0	1.7
Real estate activities	1.5	0.1	2.4	2.7
Professional, scientific and technical activities	-1.0	0.3	1.1	1.0
Administrative and support service activities	-0.2	0.5	0.4	1.2
Construction	-0.2	-0.1	0.5	0.1
TOTAL	0.1	0.2	1.1	1.1

Field: non-agricultural market sector excluding household services

Sources: ACOSS, DARES, INSEE

For more information:

- Supplementary data (methodology, long run series, etc.) are available on the web page of the labour cost index: <http://www.insee.fr/fr/themes/indicateur.asp?id=101>
- The LCI – total labour cost was revised following the integration of supplementary cost components calculated on the basis of quadriennial Labour Cost Survey (LCS). A methodological note about this change is available on the web page: [http://www.insee.fr/en/indicateurs/ind101/20151217/Note modification methodologique ECMO.pdf](http://www.insee.fr/en/indicateurs/ind101/20151217/Note%20modification%20methodologique%20ECMO.pdf) (in French)
- The LCI – total labour cost was reviewed following the integration of new data on the tax credit for competitiveness and employment (CICE): [http://www.insee.fr/en/indicateurs/ind101/20151217/Note modification CICE.pdf](http://www.insee.fr/en/indicateurs/ind101/20151217/Note%20modification%20CICE.pdf) (in French)
- The LCI – total labour cost was revised in the past between 2000 and 2008 after due to methodological changes. A file explaining the methodological changes made in the first quarter 2014 is available on the web page: [http://www.insee.fr/en/indicateurs/ind101/20151217/Note integration ECMO 2012.pdf](http://www.insee.fr/en/indicateurs/ind101/20151217/Note%20integration%20ECMO%202012.pdf) (in French)
- Since the Q12015 publication, 2012 is the reference year for the labour cost indices.
- Historical data are available on the BDM : [G1161](#), [G1158](#)
- Press contact: bureau-de-presse@insee.fr
-  Follow us on Twitter @InseeFr_News

Next publication: Mid-March 2016