

# Informations Rapides

28 juin 2013 - n° 150  
Main Indicators



## ■ Producer and Import Price Indices in industry – May 2013

### Significant decline in industrial prices on the French market

#### • Producer price indices in French industry

##### FRENCH MARKET: -1.2 % in May

In May, French producer prices in industry fell significantly again (-1.2 % as in April). Prices for refined petroleum products decreased less markedly than in the previous month (-1.5 % following -5.2 %), but prices for electricity, gas, steam and air conditioning dropped considerably for the second month in a row (-5.3 % following -4.5 %), and prices for "other manufactured products" dipped (-0.5 %), following three months of almost no change.

##### **Prices for refined petroleum products dropped again**

In May, the decline in prices for refined petroleum products, which had started in March, slowed down considerably. The price for Brent crude sourced from the North Sea fell significantly less rapidly in May than in April, in Euro terms (-0.4 % following -5.9 %) as well as in dollar terms (-0.8 % following -5.3 %).

Electricity prices, which are marked by the seasonality of the winter and summer rates, declined sharply again in May (-5.2 % following -6.0 % in April)

##### **Food prices stabilized...**

Food prices, which had slipped slightly in April, were almost unchanged in May (+0.1 % following -0.2 %). Prices for dairy products, which had decreased in April (-0.7 %), moved up slightly (+0.4 %). Meat prices rose again (+0.2 %), while the fall in prices for sugar manufacturing slowed down (-0.3 % following -1.1 %).

##### **...while prices for "other manufactured products" declined.**

Prices for "other manufactured products" dipped (-0.5 %), following three months of stability, due to the drop in prices for chemical and pharmaceutical products (-2.9 % and -1.2 %, respectively).

#### FOREIGN MARKETS: -0.6 % in May

Producer prices of French industrial products sold on foreign markets slipped for the second month in a row (-0.6 % in April as in May). As in April, prices for refined petroleum products decreased (-2.1 % following -2.9 %), but the fall was also significant in prices for electrical and electronical equipment (-0.5 %) and for "other manufactured products" (-0.5 %), and most notably for chemical products (-1.6 %).

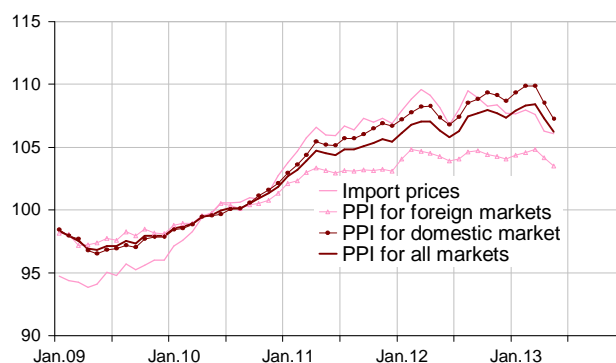
#### ALL MARKETS: -1.0 % in May

On all markets, prices decreased significantly for the second month in a row (-1.0 % following -1.0 %). Year over year, prices were stable overall (-0.1 %): food prices increased strongly (+3.3 %), prices for "other manufactured products" dipped (-1.0 %), and prices for refined petroleum products fell sharply (-8.1 %).

#### • Import price indices of industrial products: -0.2 % in May

Import prices dropped slightly in May (-0.2 %), after having significantly fallen in April (-1.2 %). Prices for "other manufactured products" declined again (-0.7 % following -0.5 % in April), buying prices for products from extractive industries and for refined petroleum products leveled off (+0.2 % and +0.0 % respectively).

#### Total Industry price indices



Source : INSEE reference year in 2010

## French Producer Price Indices in industry according to the market where the products are sold:

reference year: 2010

Levels A 10 and A 17 in CPF rev. 2, 2008	Weight	May 13	Change in %	
			In 1 month	In 1 year
<b>French market</b>				
<b>BE:TOTAL INDUSTRY</b>	<b>1000</b>	<b>107.2</b>	<b>-1.2</b>	<b>-0.1</b>
(DE) Mining and quarrying, energy, water	226	108.2	-4.0	-0.1
<b>CZ: Manufactured prod.</b>	<b>774</b>	<b>106.9</b>	<b>-0.4</b>	<b>-0.2</b>
(C1) Food products, beverages, tobacco	196	111.6	0.1	3.4
(C2) Coke and refined petroleum products	49	127.7	-1.5	-7.4
(C3) Electrical & electronic equip., computers, mach.	53	102.2	-0.4	0.1
(C4) Transport equipment	80	102.6	-0.1	-0.7
(C5) Other man. products	396	103.4	-0.5	-0.9
<b>Foreign markets</b>				
<b>BE:TOTAL INDUSTRY</b>	<b>1000</b>	<b>103.5</b>	<b>-0.6</b>	<b>-0.7</b>
<b>CZ: Manufactured prod.</b>	<b>980</b>	<b>103.9</b>	<b>-0.4</b>	<b>-0.6</b>
(C1) Food products, beverages, tobacco	100	110.8	-0.1	2.6
(C2) Coke and refined petroleum products	37	125.7	-2.1	-10.1
(C3) Electrical & electronic equip., computers, mach.	194	99.2	-0.5	-0.9
(C4) Transport equipment	252	103.8	0.1	1.1
(C5) Other man. products	397	102.7	-0.5	-1.2
<b>All markets</b>				
<b>BE:TOTAL INDUSTRY</b>	<b>1000</b>	<b>106.2</b>	<b>-1.0</b>	<b>-0.1</b>
<b>CZ: Manufactured prod.</b>	<b>845</b>	<b>105.7</b>	<b>-0.4</b>	<b>-0.4</b>
(C1) Food products, beverages, tobacco	163	111.5	0.0	3.3
(C2) Coke and refined petroleum products	45	127.2	-1.7	-8.1
(C3) Electrical & electronic equip., computers, mach.	102	100.2	-0.5	-0.6
(C4) Transport equipment	140	103.4	0.0	0.4
(C5) Other man. products	395	103.2	-0.5	-1.0

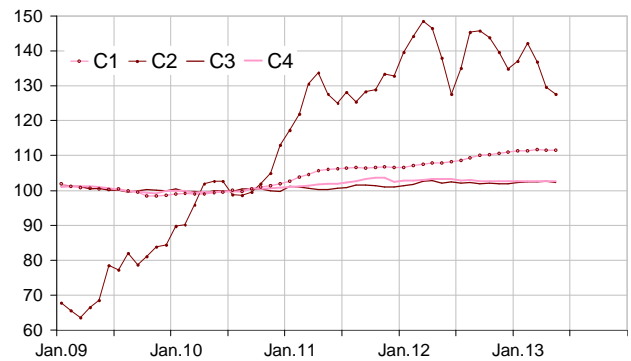
## Import prices of industrial products

reference year: 2010

Levels A 10 and A 17 of nomenclature CPF rev. 2, 2008	Weight	May 13	Change en %	
			In 1 month	In 1 year
<b>BE:TOTAL INDUSTRY</b>	<b>1000</b>	<b>106.1</b>	<b>-0.2</b>	<b>-1.9</b>
<b>CZ: Manufactured prod.</b>	<b>s</b>	<b>103.9</b>	<b>-0.2</b>	<b>-1.3</b>
(C1) Food products, beverages, tobacco	69	114.1	0.5	3.0
(C2) Coke and refined petroleum products	47	127.3	0.0	-7.2
(C3) Electrical & electronic equip., computers, mach.	227	98.5	0.2	-0.6
(C4) Transport equipment	147	100.2	-0.1	-0.6
(C5) Other manufactured products	s	104.1	-0.7	-1.8

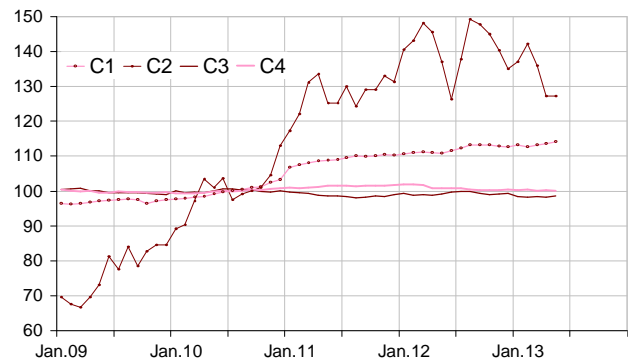
r: updated ; nd: non available ; s : confidential

## Producer price indices of manufactured products sold on the french market



Source : INSEE reference year in 2010

## Import price indices of manufactured products



Source : INSEE reference year in 2010

## Revision of each index at total industry level

Revision of the monthly change (in %)

	Feb.13 / Jan.13	Mar.13 / Feb.13	Apr.13 / Mar.13
<b>French producer prices in industry sold on:</b>			
- the French market	+0.1	//	-0.3 <sup>(1)</sup>
- the foreign markets	//	-0.1	-0.2
- all markets	//	//	-0.3
<b>Import prices of industrial products</b>	+0.1	+0.1	-0.1

(1) Reading note: the evolution of the index between Mar.2013 and Apr.2013 published last month was equal to -0.9 %. It is updated to -1.2 %; that is to say a revision of -0.3 %. This resulted mainly from the taking into account of seasonal movements of prices in distribution of electricity, after the rebasing of CPA 35.13 product since January 2013.

## For more information about French PPI:

- Producer and import price indices of industrial products are regulated by the European Regulation n°1 65/98 on short-term statistics. They are annually chain-linked Laspeyres indices, with reference year 2010.
- The French producer prices of industrial products sold on the French market presented here are "basic prices" in the sense of the national accounts, measuring the income of the producer (excluding VAT and taxes on products, and before deduction of any subsidies on the products). However, market price series (including non deductible taxes on the products, subsidies deducted) are also available, notably for the purpose of contract escalation, on BDM website : <http://www.bdm.insee.fr/>.
- Import prices of industrial products are measured as much as possible according to the "CIF" concept (cost of insurance and freight included), i.e. valued at the French border. They are converted into Euros and therefore include exchange effects. All imports are taken into consideration, whether they are intra-group or not.
- Complementary data (backseries, methodology, webpages) can be accessed on: <http://www.insee.fr/fr/themes/info-rapide.asp?id=25>
- Historical data are available on the BDM : [G1430](#), [G1436](#), [G1427](#), [G1439](#) (respectively producer price indices on French market, on foreign markets, on all markets and import price indices).
- Contact: [bureau-de-presse@insee.fr](mailto:bureau-de-presse@insee.fr)

Next publication: 31 07 2013 at 8.45 a.m.